



2021-2022 Community

Health Needs Assessment

JOHNSTON COUNTY,
NORTH CAROLINA



Health ENC

Working Together for a Healthier Eastern North Carolina



Approved and Accepted by UNC Health Johnston board on 5/26/22

Contact Information

An electronic copy of this report is available on HealthENC.org. This report will be available at johnstonnc.com/health and johnstonhealth.org.

Paper copies will be distributed to the Public Library of Johnston County and Smithfield and a copy can be obtained by contacting The Health Education Department at the Johnston County Public Health Department, at 919-989-5200 or health_dept@johnstonnc.com.

Table of Contents

Contact Information	2
Executive Summary	5
Vision Statement.....	5
Leadership.....	5
Partnerships/Collaborations.....	6
Theoretical Framework/Model.....	6
Collaborative Process Summary	7
Key Findings	8
Health Priorities	8
Next Steps.....	8
Chapter 1 Introduction	9
Description of County	9
Overview of Health ENC	9
Overview of Community Health Needs Assessment Process.....	9
Participating Health ENC Counties	10
Health Data Sources	10
Primary Data – Community Survey	10
Secondary Data Sources	11
Healthy North Carolina 2030 (HNC 2030) – Secondary Data Points.....	11
NC State Center for Health Statistics – Secondary Data Points	11
Robert Wood Johnson County Health Rankings and Roadmaps – Secondary Data Points	11
Limitations	12
Chapter 2 Demographic Profile	13
Total Population.....	13
Minority Populations	13
Population Growth	14
Age Groups	14
Military/Veteran Populations	15
Military Population	15
Veteran Population.....	15
Birth Rates.....	16
Analysis of Demographic Data.....	16

Chapter 3 Socioeconomic Profile	17
NC Department of Commerce Tier Designation	17
Income	18
Poverty.....	18
Poverty by Race and Ethnicity.....	19
Children in Poverty	19
Older Adults in Poverty.....	20
Disabled People in Poverty.....	20
Housing	20
Median Monthly Housing Costs	20
Median Monthly Household Costs in Johnston County and Surrounding Counties.....	21
Severe Housing Problems.....	21
Food Insecurity	22
Households with SNAP Benefits	22
Education	22
Educational Attainment.....	22
High School Drop Out Rate.....	23
High School Suspension Rate	23
Transportation	24
Crime and Safety.....	24
Juvenile Crime.....	25
Child Abuse	26
Incarceration.....	26
Civic/Political Engagement	27
Analysis of Socioeconomic Profile	27
Chapter 4 Clinical Care Profile	28
Health Insurance Coverage.....	28
Government Health Insurance Only Coverage – Medicaid, Medicare, Tricare	28
Primary Care Practitioners.....	29
Analysis of Clinical Care Profile.....	30
Chapter 5 Chronic and Communicable Disease Profile	31
Leading Causes of Death.....	31
Leading Causes of Injury Death	32

Leading Causes of Hospitalizations.....	32
Leading Causes of Emergency Department Visits	32
Top Ten Reportable Communicable Diseases	33
Analysis of Chronic and Communicable Disease Profile.....	33
Chapter 6 HNC 2030 Indicator Rankings by Health ENC Regions	35
Chapter 7 County Health Ranking Indicators	36
Population Health Model.....	36
Chapter 8 Survey Findings	37
Chapter 9 Inventory of Resources	39
CHNA References	41
CHNA Appendices	43
Appendix A: Community Survey Instrument	43
Appendix B: HNC 2030 Profile of County	97
Appendix C: Supplemental Data.....	97
Appendix D: Community Resource Guide	121
Appendix E: Behavioral Health Resources	195

Executive Summary

Johnston County is pleased to present the 2022 Community Health Needs Assessment (CHNA). The CHNA reviews health indicators, gathers community survey results, sets health priorities, and develops action plans to address priority areas. This report provides an overview of the methods and process used to identify and prioritize significant health needs in Johnston County.

Vision Statement

It is with great diligence that Johnston County and its health affiliates present the newest rendition of the Community Health Needs Assessment (CHNA 2022). We strongly believe that this report and its proposed initiatives will foster a path from which to provide Johnston County residents with services tailored to our communities' most pressing health needs. Through the collaborative efforts of Johnston Health, Johnston County Public Health Department and partners, it is our hope that the information reflected in this report will be utilized to reduce the socioeconomic health burden within Johnston County. Moreover, we hope to bolster the scope and reach of our community outreach endeavors to better aid our underserved residents through efforts encompassing health education, accessibility, affordability, and public services.

Leadership

The Johnston County CHNA 2022 was collated, evaluated, and established following a bi-sectoral leadership model through UNC Johnston Health and the Johnston County Public Health Department. Contributing leaders, their names, organization, and titles are as follows:

- April Culver, JH, VP Marketing, Communications, and Strategy
- Kimetha Fulwood, JCPHD, Health Education Supervisor
- Leah Johnson, JH, Corporate and Community Outreach Coordinator
- Marilyn Pearson, MD, JCPHD, Health Director

In this report, the aforementioned Johnston County leaders and collaborative partners detail a meaningful evaluation of the predominant health needs across Johnston County to guide planning efforts that will be utilized to address current community necessities. Special attention has been given to the needs of vulnerable populations, unmet health needs or gaps in services, with additional input gathered from current Johnston County residents.

This report will be used to identify and develop actionable ventures from which to provide and connect community members with resources to improve the health challenges intrinsic to their respective regions. The 2022 CHNA was developed through a partnership between Johnston Health, the Johnston County Public Health Department, and Health ENC.

Partnerships/Collaborations

<u>Partner</u>	<u>Type</u>
1.) Brody School of Medicine	Additional Partnership
2.) Duke Endowment	Additional Partnership
3.) Foundation Health Leadership and Innovation (LHI)	Additional Partnership
4.) Health ENC	Additional Partnership
5.) Johnston County Public Health Department	Collaborating Partnership
6.) Johnston Health	Collaborating Partnership

Theoretical Framework/Model

The methods that were utilized to ascertain, and subsequently prioritize, the evolving health needs of Johnston County residents are detailed in Chapter 1 of this report. A synopsis of the data collection methods is as follows:

Following the retrospective analysis of aggregate data from state and national bureaus, significant community health needs were selected and stratified to objectively serve as viable endpoints from which to guide plausible health improvement interventions in Johnston County. Data stratification in this report is firstly delineated through grouping based on data source; i.e., designated primary and secondary datasets originating from resident surveys and university/government institutions, respectively. Subsequently, community variables directly or indirectly associated with barriers to health were extrapolated from the collated datasets and prioritized as a function of our current regional needs and available resources.

The 2022 Community Health Needs Assessment datasets were sourced from the following institutions:

<u>CHNA 2022 Collated Data Sources</u>	
Primary	Secondary
Johnston County Community Survey Collection period: April – June, 2021 N = 450 (regional representative random sample)	Health ENC Report (Office of Health Access in the Brody School of Medicine at East Carolina University) NC Department of Health & Human Services U.S. Census Bureau, American Community Survey East Carolina University Department of Public Health NCEDSS-Communicable Disease Data County Health Rankings Behavioral Risk Factor Surveillance System (BRFSS)

The aforementioned prioritization process will enable Johnston County and its institutional partnerships to objectively address and maximize collaborative efforts to ameliorate community health needs within the construct of the various action plans proposed in this report.

Collaborative Process Summary

Health ENC partners began collaborating on the structure of the 2021-2022 CHN primary data survey in October 2020 & finalized the survey in March 2021. Community input was solicited throughout April & May. Primary data was analyzed and secondary data compiled by the Brody School of Medicine and delivered in September of 2021. The JCPHD & Johnston Health then hosted various CHN prioritization-setting discussions with key stakeholders during November 2021, after which a survey was disseminated to all key stakeholders. In January 2022, the JCPHD & Johnston Health held a CHN Priority Discussion in which they analyzed the findings of our priority-setting survey and unanimously finalized the 2021-2022 CHN health priorities for Johnston County. Completion of the CHNA began forthwith and was finalized on April 2022.

Key Findings

High Scoring Areas of Need

Primary Data (Survey)

- Low income
- **Substance use/misuse/abuse**
- Transportation
- Lack of affordable housing
- **Uninsured**
- **Access to healthy foods**
- Help during times of need
- Economic opportunity
- **Good parks & recreation facilities**

Secondary Data (Analytics)

- **Adult smoking**
- **Adult obesity**
- **Uninsured**
- Access to primary care physician
- Preventable hospital stays

*Overlapping areas of need appear in **bold teal**, areas in **bold** denote relationship

Health Priorities

Johnston County has selected the following as the health priorities.

1. Access to Care
2. Substance Use Disorders
3. Transportation

Next Steps

The next step in the CHNA process is to develop Community Health Improvement Plans (CHIPs). These plans will include detailed strategies and action plans to address Johnston County's three identified health priorities of Access to Care, Substance Use Disorders and Transportation. The Leadership Team will engage various community partners and community members to determine the best way to address the priorities. The process includes reviewing community assets, reviewing the drivers of community health and selecting a type of strategy. The team will use Results Based Accountability framework to report CHIPs. Community progress on the CHIPs will be reported for the next two years, then another CHNA will be created.

Chapter 1 Introduction

Description of County

Johnston County was established in 1746 and is the 11th largest county in the state. Johnston County Public Health Department is located in Smithfield, the county seat. Johnston Health, the county hospital system, has campuses located in Smithfield and Clayton that provide outpatient, inpatient, and emergency services. Three major highways, I-95, I-40, and highway 70, run through the county which has 11 townships and an estimated population of 209,339 (*US Census Bureau 2019).

The majority of the population is White (77.2%-not Hispanic or Latino), with 16% Black, 2.7% two or more races, and 13.6% Hispanic or Latino. Persons under 18 make up the largest percentage of the population (25.2%), the percent of those over 65 is 13%. (*US Census Bureau 2019).

Retail, manufacturing, agritourism, healthcare, and educational services are the main industries. The top five employers are Johnston County Schools, Johnston Health, Grifols Therapeutics, Johnston County Government, and Asplundh Tree Expert Company.

Johnston County is one of the fastest growing counties in the state and is projected to have the highest percentage growth over the next ten years. This growth has and is leading to county-wide challenges to human service agencies, access to care, schools, and connecting those in rural areas to the more centralized resources.

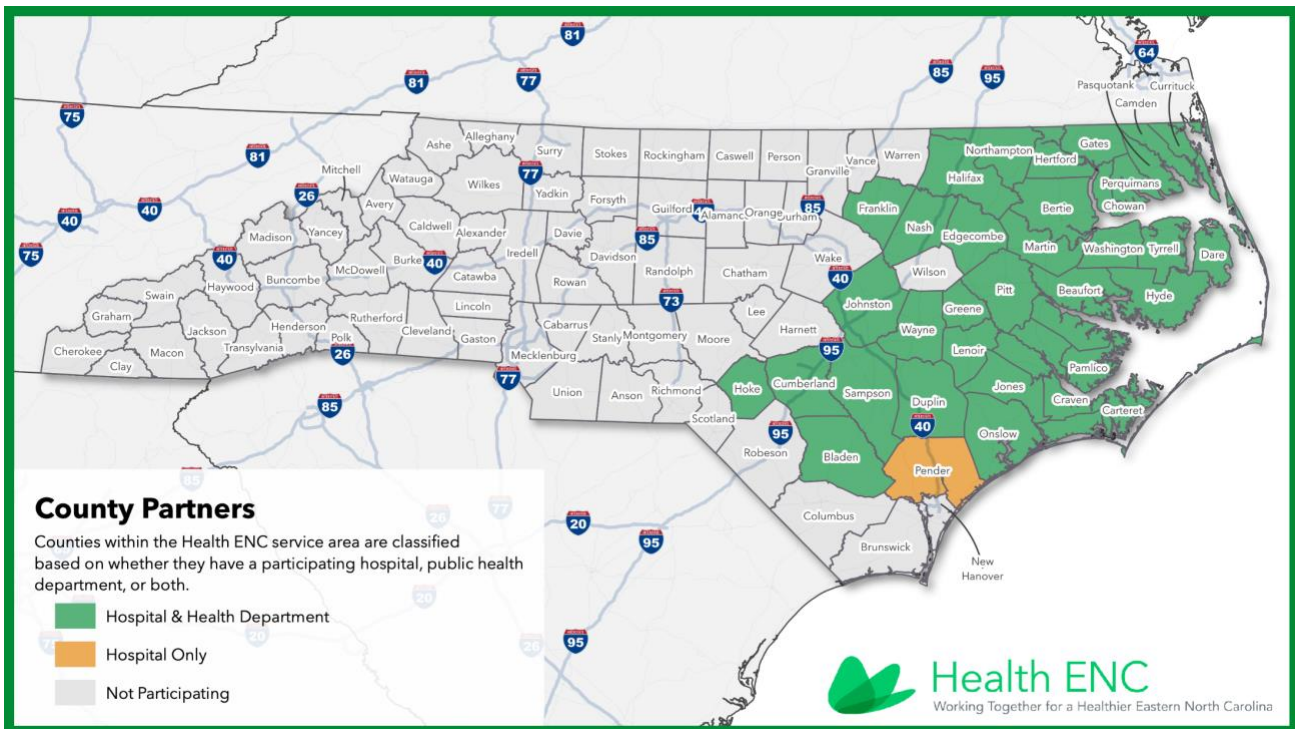
Overview of Health ENC

Health ENC is a collaborative initiative of health departments and hospitals in eastern North Carolina. The collaborative serves 35 counties with 34 participating health departments and 31 participating hospitals. The collaborative uses a shared approach for primary and secondary data collection to produce a comprehensive Regional Community Health Needs Assessment every three years that can be used to partially satisfy requirements for North Carolina Local Health Department Accreditation and the Internal Revenue Service requirement under the Patient Protection and Affordable Care Act for charitable hospitals.

Overview of Community Health Needs Assessment Process

The Community Health Needs Assessment Process gathers population health data that county health departments, hospitals, and community groups can use to

- Identify key health needs/issues in eastern North Carolina Communities
- Develop strategies and action plans based upon data aim to improve the quality of life
- Collaborate to maximize results by having a collective impact in the region
- Maintain local control and decision-making about the choice of health priorities and interventions, and
- Improve health, partnerships and communication.



Health ENC serves the following counties: Beaufort, Bertie, Bladen, Camden, Carteret, Chowan, Craven, Cumberland, Currituck, Dare, Duplin, Edgecombe, Franklin, Gates, Greene, Halifax, Hertford, Hoke, Hyde, Johnston, Jones, Lenoir, Martin, Nash, Northampton, Onslow, Pamlico, Pasquotank, Pender, Perquimans, Pitt, Sampson, Tyrrell, Washington, and Wayne Counties.

Health Data Sources

Primary Data – Community Survey

Survey Methodology/Design

Health ENC Steering Committee structured the primary data collection for participating health departments and hospitals. The primary data used in the Community Health Needs Assessments included (1) a community survey that could be distributed online or by a paper submission and (2) focus group discussions in some counties. The Health ENC Steering Committee did not encourage focus groups for the 2021-2022 Community Health Needs Assessments because of the global COVID-19 pandemic. However, some counties were able to hold focus group discussions safely despite significant challenges in collecting enough survey responses to accurately represent their community's population.

Survey Design:

The Health ENC Steering Committee developed a primary survey to gather information from community members about their health concerns. A workgroup of Steering Committee members convened and examined survey questions utilized in the 2018-2019 Community Health Needs Assessment. The workgroup also examined data readily available from secondary data sources. The workgroup focused on developing survey questions to obtain data from community members which was not readily available in the secondary data or where secondary data was weak. In addition, workgroup members worked to combine questions where appropriate and to be more inclusive in the wording of response choices. The Steering Committee

reviewed the sample survey questions and made a few additional revisions to assure the survey only contained questions where community input was needed to guide health priority selection and strategic action planning.

Once the survey questions were finalized, the Steering Committee decided on targets for each county. Because the survey was a convenience sample that was being conducted during a global pandemic (COVID-19), each county was asked to complete a minimum of 300 surveys with representation from as many community groups as possible to assure sufficient sampling to represent the full community. The target of 300 surveys per county was identified through previous work with data analysis vendors who examined each county's population and confirmed this number should provide an accurate reflection of the total county's population if responses reflected the population demographics equally.

The surveys were made available to the public from April 1 – June 30, 2021. Surveys were made available in paper format and electronically using the REDcap software. Health ENC partners received feedback throughout the survey period on the age, gender, race/ethnicity, and language of survey respondents to assist them in promoting the surveys to various community members within their counties. At the completion of the survey period, 16,661 English surveys and 502 Spanish surveys were completed. Most counties did not have an equally distributed response to surveys to represent their entire county's population. As a result, survey responses should be considered as only one component of information utilized to select health priorities. The most underserved populations' feedback is not adequately reflected in most surveys. Health ENC partners were encouraged to include key stakeholders, who served these populations, in the health priority selection process to assure many of their clients' health needs were considered.

There were 25 questions on the Johnston County survey. The survey was distributed online and on paper.

Key Areas Examined

- Quality of life, health behaviors, health perceptions
- Preventative services, exercise, and access to care

Johnston County Responses

- 415 Total English (Total in ENC survey =16,661)
- 35 Total Spanish (Total in ENC survey =502)

Secondary Data Sources

[Healthy North Carolina 2030 \(HNC 2030\)](#) – Secondary Data Points

[NC State Center for Health Statistics](#) – Secondary Data Points

[Robert Wood Johnson County Health Rankings and Roadmaps](#) – Secondary Data Points

[Cecil G. Sheps, Center for Health Services Research, UNC](#) – Secondary Data Points

[U.S. Census Bureau ACS 5-year Estimate](#) – Secondary Data Points

[Health ENC Report](#) – Primary Data Questions – Quality of Life, Behavior

[NC Office of State Mgmt & Budget Pop Projections and US Census](#) – Secondary Data Points

[N.C. Dept of Public Instruction](#) – Secondary Data Points

[N.C Dept of Commerce](#) – Secondary Data Points

[N.C. State Bureau of Investigations, uniform crime report](#) – Secondary Data Points

[N.C. Dept of Public Safety](#) – Secondary Data Points

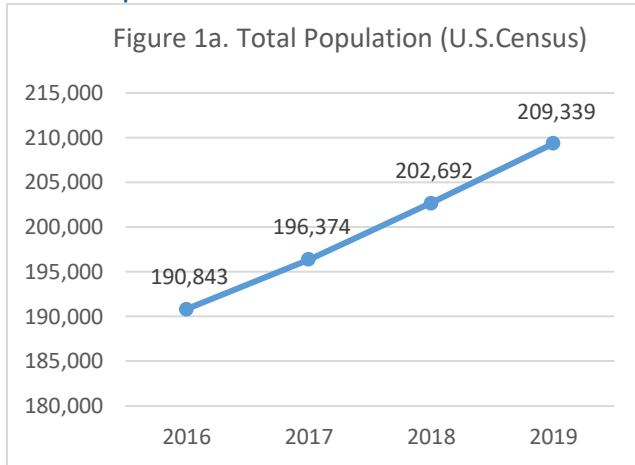
[Annie E. Casey Foundation Kids Count Data Center](#) – Secondary Data Points

Limitations

- The data presented represents a snapshot of the population, economic and leading health and wellness issues in eastern NC communities.
- It includes primary data gathered from community surveys and secondary data from health and other sources.
- This information can be used as a guide for helping communities identify leading health issues in the Health ENC County Region.
- Other health issues, data and resources may be available that were not listed here that communities may wish to consider when establishing health priorities.

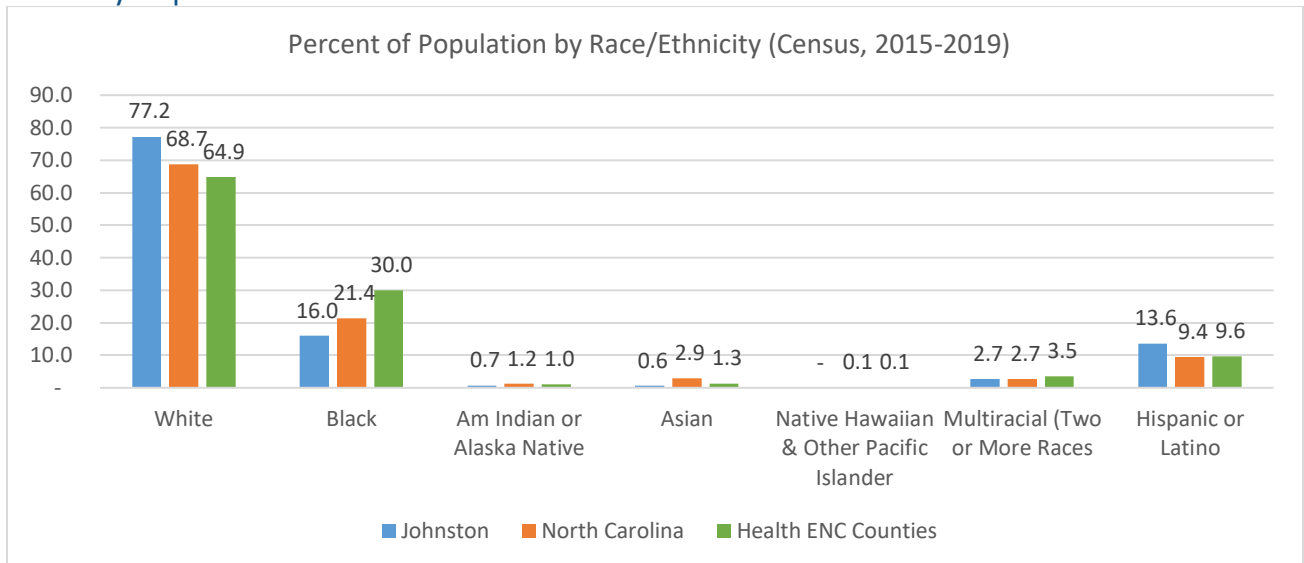
Chapter 2 Demographic Profile

Total Population



- In 2019, Johnston County had a population estimate of 209,339.

Minority Populations

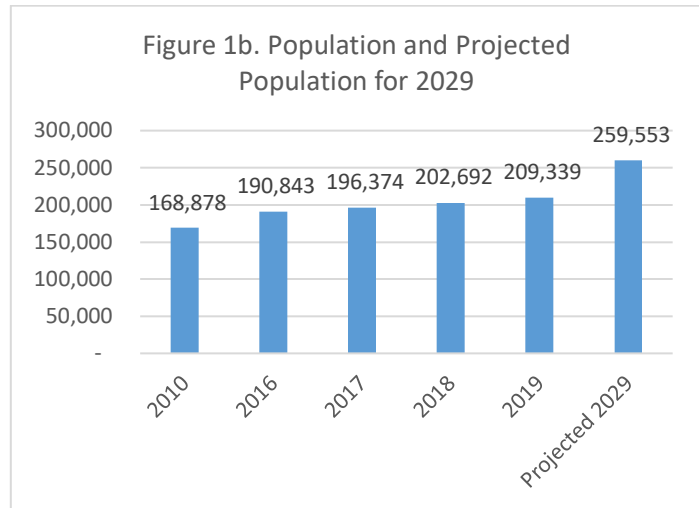


The White population accounts for 77.2% of the total population in Johnston County, with the Black or African American population accounting for 16.0% of the total population. The White population in Johnston County (77.2%) is more than the White population in North Carolina (68.7%) and the Health ENC counties (64.9%). The Black or African American population in Johnston County (16.0%) is less than the Black or African American population in North Carolina (21.4%) and the Health ENC counties (30.0%). The Hispanic or Latino population comprises 13.6% of Johnston County which is significantly higher than North Carolina (9.4%) and Health ENC Counties (9.6%)

Population Growth

- The projected population growth for Johnston County for 2029 is estimated at 259,553 persons
- From 2010 to 2019, the total population of Johnston County has increased by an overall 24%

Note: Population projection for 2029 comes from the NC Office of State Mgmt and Budget Pop Projections. All the other population data is from the Census



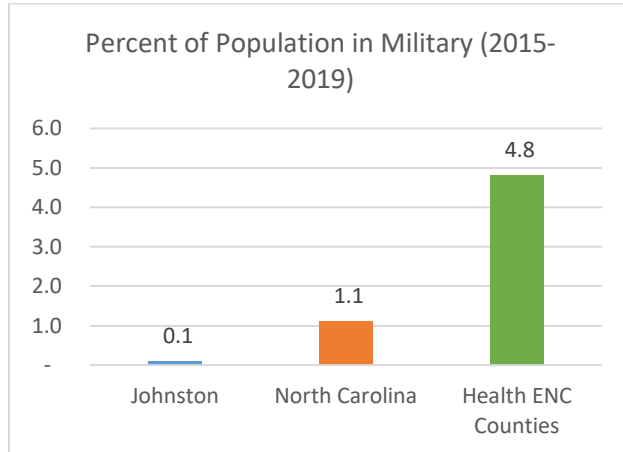
Age Groups

■ Johnston ■ NC ■ HealthENC

Overall, Johnston County residents have slightly more children & adolescents (0-14) and middle-aged residents (35-54) than residents of North Carolina and the Health ENC region. The 45-54 age group contains the highest percent of the population at 15.1%, while the 5-14 age group contains the next highest percent of the population at 14.8%, followed by the 35-44 age group at 14.1%. Upper middle aged & senior aged population (55+) is lower than the rest of the state of NC and the ENC counties.

Military/Veteran Populations

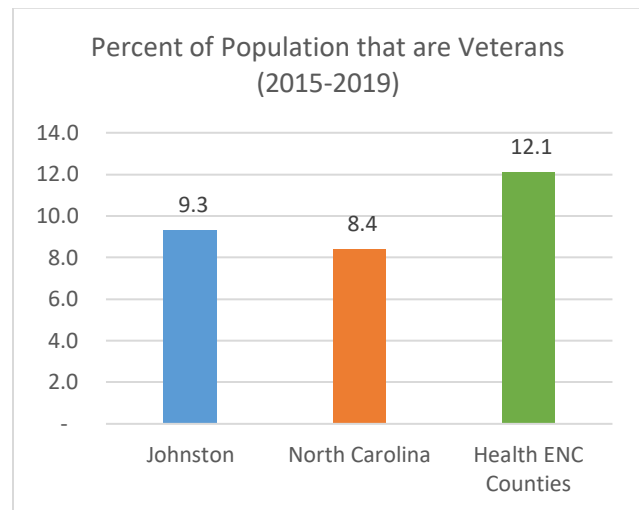
Military Population



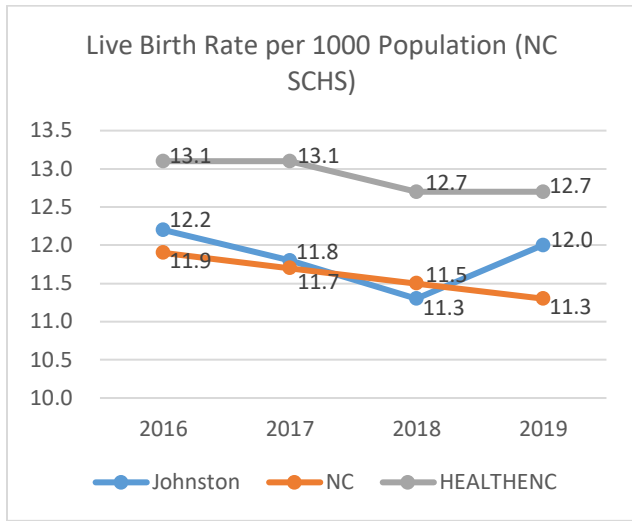
- The percentage of Military Population in Johnston County is 0.1%
- Compared to the counties in Health ENC (4.8%) and North Carolina (1.1%), Johnston County has a smaller population
- Percent of Military/Veteran population as a whole decreasing across Johnston County, NC, and ENC counties when compared to 2019 statistics.

Veteran Population

The veteran population is given as a percent of the civilian population aged 18 years and older and this data is used for policy analyses, to develop programs, and to create budgets for veteran programs and facilities. Johnston County has a veteran population of 9.3% in 2015-2019, compared to 8.4% for North Carolina and 12.1% for Health ENC counties.



Birth Rates



Birth rates are important measures of population health. The birth rate is usually the dominant factor in determining the rate of population growth; however, population growth is also driven by the age structure of the population (e.g., deaths), immigration and emigration. The Johnston County birth rate demonstrated an overall decrease over the period presented below, with a similar trend seen in the Region and the state.

Johnston County’s decreasing trend is to a lesser degree due to a rebound increase in birth rate year over year from 2018-2019.

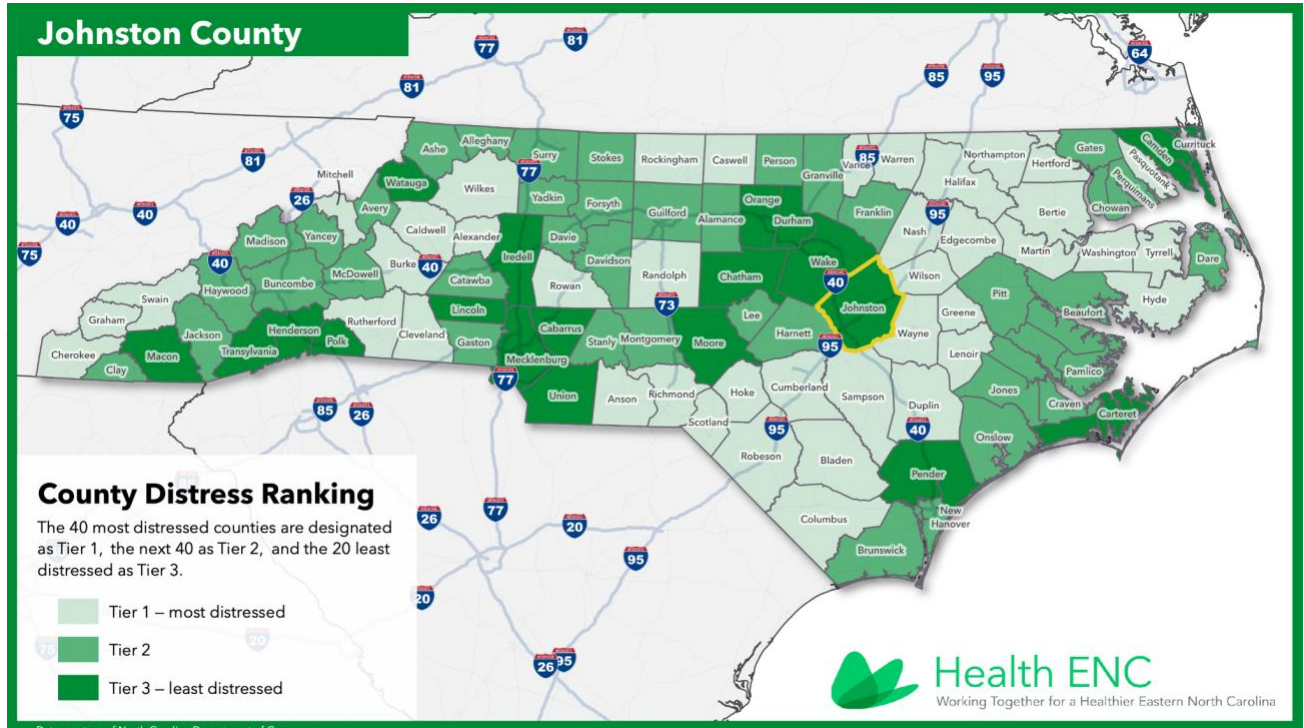
Analysis of Demographic Data

Johnston County’s population by race is majority white (77.2%) followed by similar numbers of black (16 %) and Hispanic (13.6%). The county continues a steady rise in population based on a 2019 total population of 209,339 and a projected increase to 259, 553 in 2029. During the time period represented (approximately 2015-2019), Johnston County has a 10 percent population of veterans as opposed to less than 1 percent of its population serving in the military. Birth rates have slowly trended down during this period meeting with a quick rebound in births during 2018-2019. Birth rate is often seen as an indicator of population health and growth.

**

Chapter 3 Socioeconomic Profile

NC Department of Commerce Tier Designation

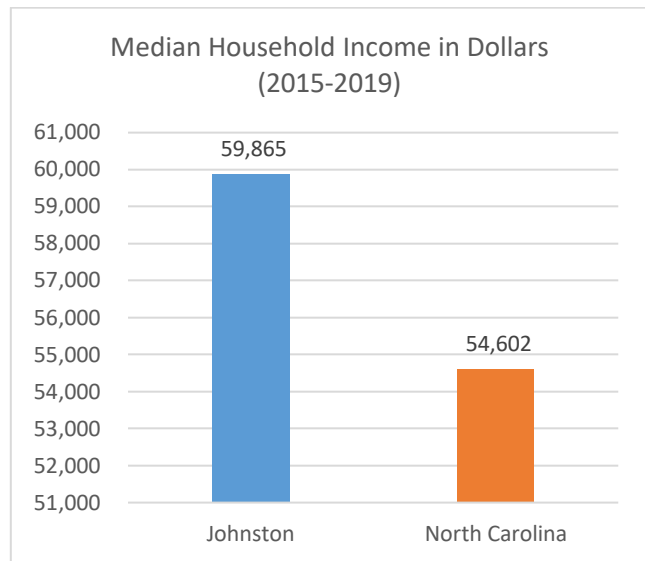


Income

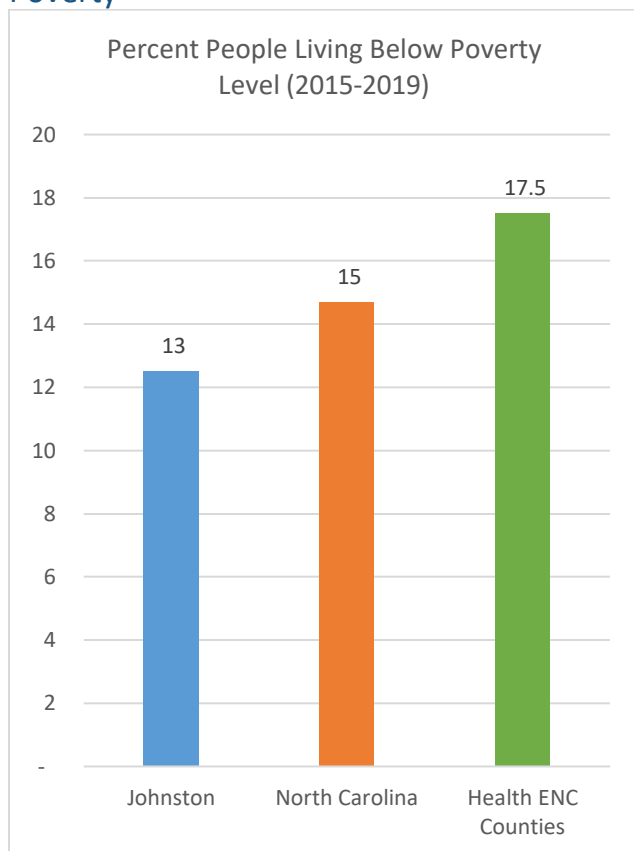
Median household income reflects the relative affluence and prosperity of an area. Areas with higher median household incomes are likely to have a greater share of educated residents and lower unemployment rates. Figure 14 shows the median household income in Johnston County (\$59,865), which is slightly higher than the median household income in North Carolina (\$54,602).

The average median household income increased at a 2% higher clip than the state of North Carolina since 2019.

Compared to counties in the Health ENC region Johnston County has a very high median household income. In the region, 32 counties have a lower median household income than Johnston County.



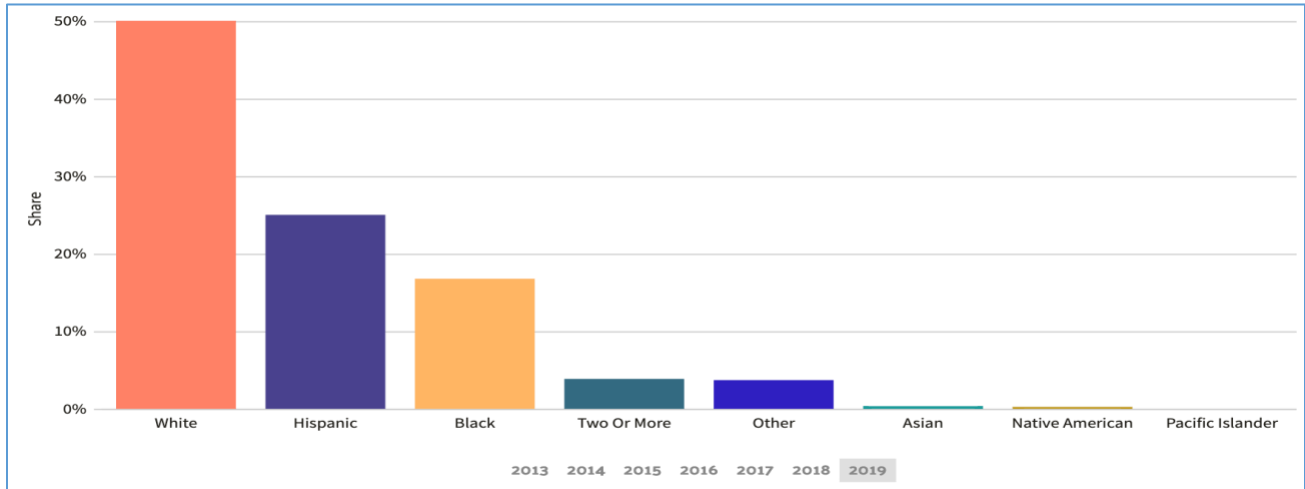
Poverty



Federal poverty thresholds are set every year by the Census Bureau and vary by size of family and ages of family members. A high poverty rate is both a cause and a consequence of poor economic conditions. Children in poverty are more likely to have physical health problems, behavioral problems and emotional problems. Seniors who live in poverty are an especially vulnerable group due to increased physical limitations, medical needs, and social isolation. Persons with a disability are more likely to live in poverty compared to the rest of the population. Without adequate income, individuals with disabilities may not be able to afford necessary expenses, such as rent or mortgage, utility bills, medical and dental care, and food.

- In Johnston County an estimated 13.0% of the population lives below the poverty level, compared to 15.0% of the population in NC and 17.5% for the Health ENC region

Poverty by Race and Ethnicity



Source: U.S. Census Bureau ACS 5-year Estimate

<https://datausa.io/profile/geo/johnston-county-nc#economy>

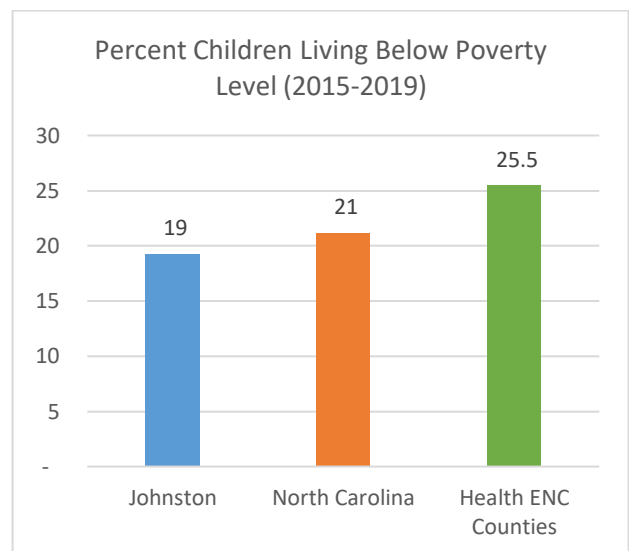
The most common racial or ethnic group living below the poverty line in Johnston County, NC is White, followed by Hispanic and Black.

The Census Bureau uses a set of **money income thresholds** that vary by family size and composition to determine who classifies as impoverished. If a family's total income is less than the family's threshold than that family and every individual in it is considered to be living in poverty.

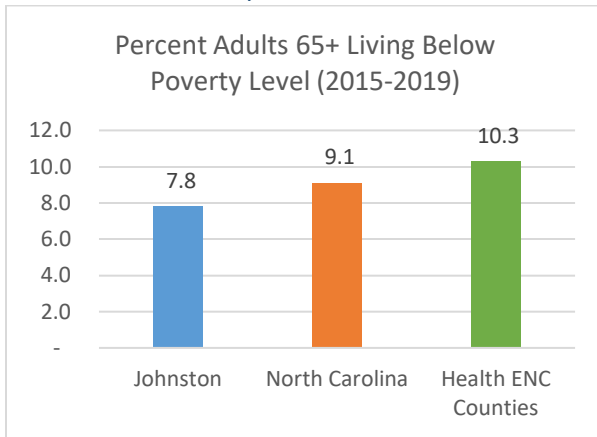
*Data from the Census Bureau ACS 5-year Estimate.

Children in Poverty

The rate of both children and older adults below the poverty level is slightly lower for Johnston County when compared with N.C. and the Health ENC Counties.



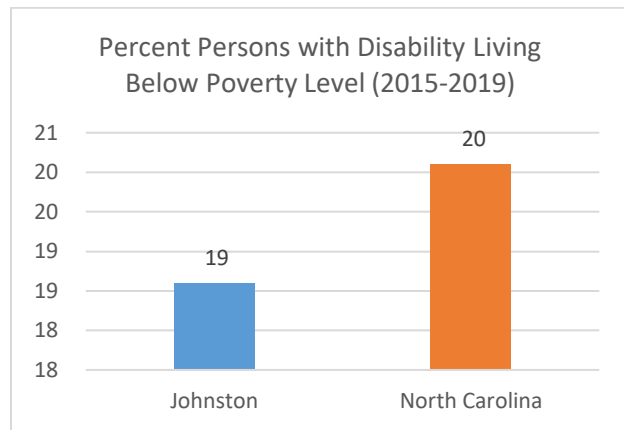
Older Adults in Poverty



- The rate of adults age 65+ years living in poverty is 1.3% lower in Johnston County when compared with NC and the Health ENC counties by 2.5%.

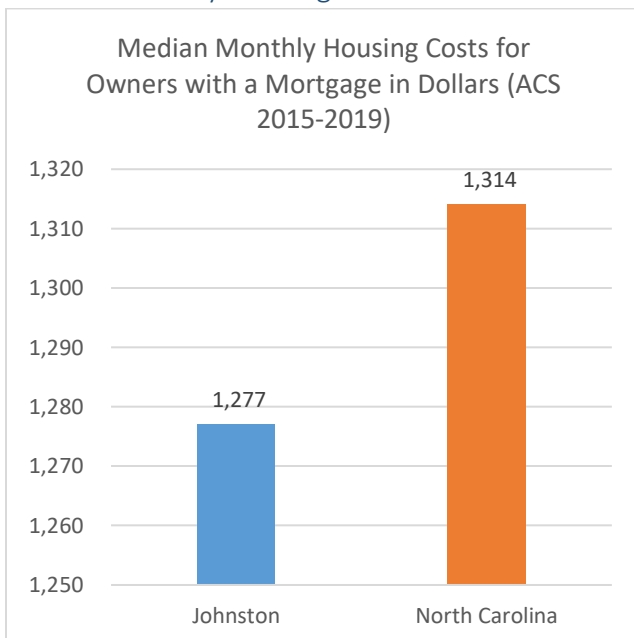
Disabled People in Poverty

The percent of disabled people living in poverty in Johnston County (19%) is slightly lower than the rate for North Carolina (20%).



Housing

Median Monthly Housing Costs

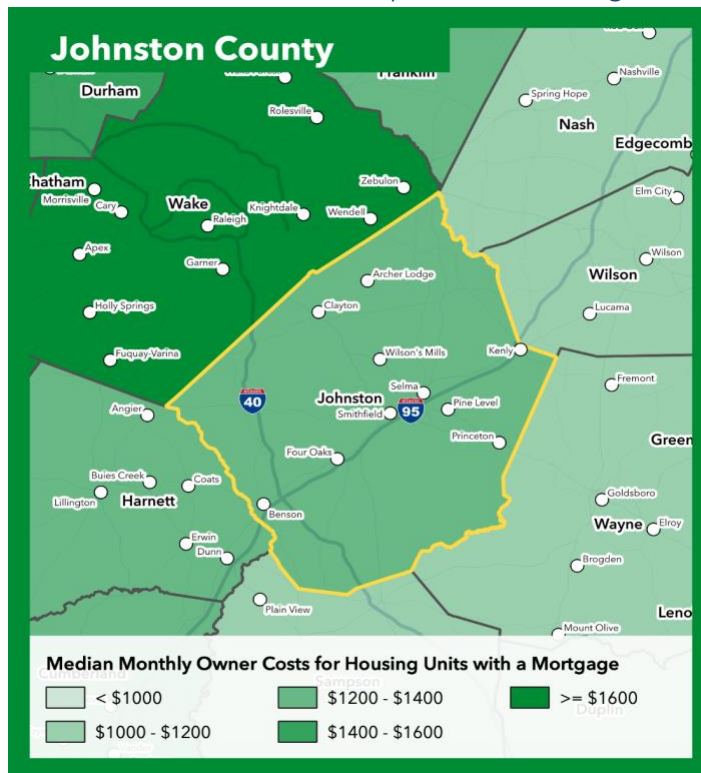


The average household size in Johnston County is 2.82 people per household (owners) and 2.86 people per household (renters), which is slightly higher than the North Carolina value of 2.57 people per household (owners) and for renters (2.43 people per household).

High costs of homeownership with a mortgage can strain both homeowners and the local housing market. This figure shows mortgaged owners median monthly household costs in the Health ENC region. In Johnston County, the median housing costs for homeowners with a mortgage is \$1,277. This is slightly lower than the North Carolina value of \$1,314, and is lower than 8 counties in the Health ENC region.

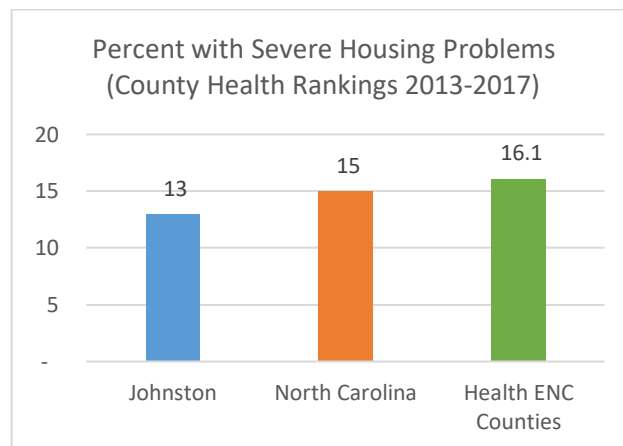
Gross housing costs have increased across the board since 2019

Median Monthly Household Costs in Johnston County and Surrounding Counties



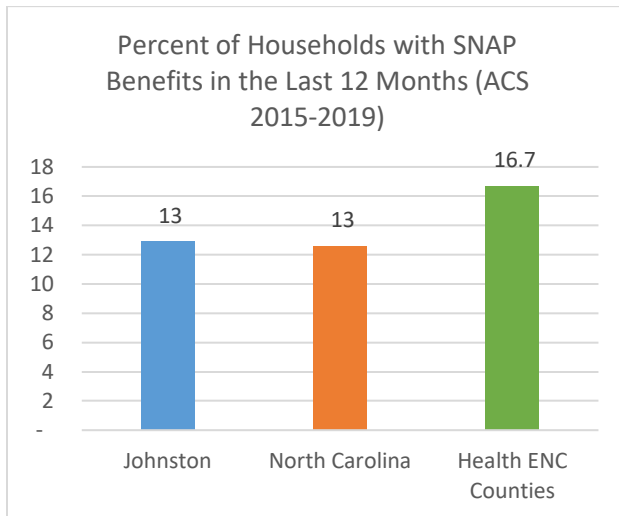
Severe Housing Problems

- Safe and affordable housing is an essential component of healthy communities, and the effects of housing problems are widespread.
- Housing problems include overcrowding, high housing costs, lack of kitchen, or lack of plumbing facilities
- Slightly more than 13.0% of households in Johnston County have severe housing problems, compared to 15.0% in North Carolina and 16.1%



Food Insecurity

Households with SNAP Benefits



The Supplemental Nutrition Assistance Program (SNAP) is a federal assistance program that provides low-income families with electronic benefit transfers (EBTs) that can be used to purchase food. The goal of the program is to increase food security and reduce hunger by increasing access to nutritious food.

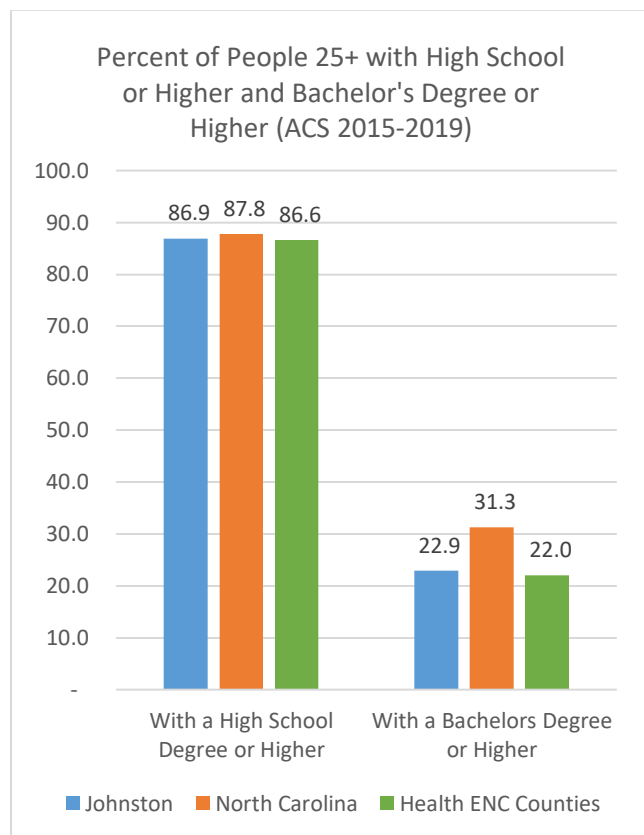
- The percent of households with SNAP benefits in Johnston County is 13%, which is the same as the state value of 13% and 3.7% lower than the Health ENC County region.

Education

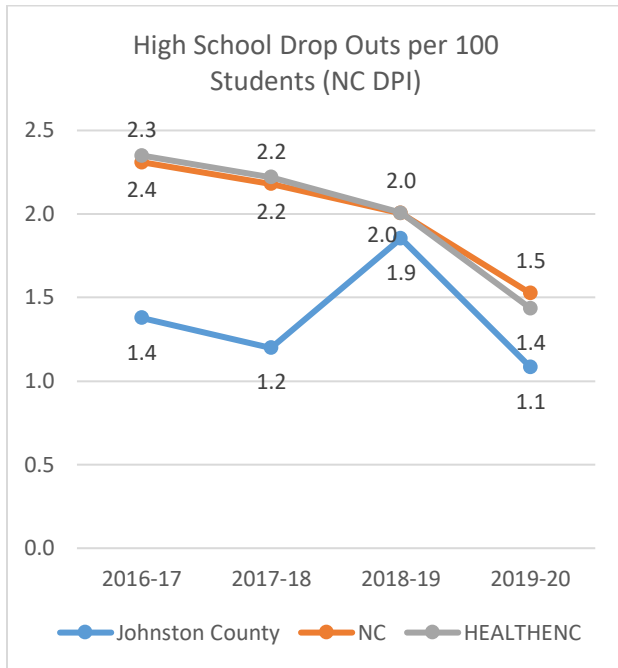
Educational Attainment

Graduating from high school is an important personal achievement and is essential for an individual’s social and economic advancement. Graduation rates can also be an important indicator of the performance of an educational system. Having a bachelor’s degree opens up career opportunities in a variety of fields and is often a prerequisite for higher-paying jobs.

- In Johnston County, the percent of residents 25 or older with a high school degree or higher was lower (86.9%) than the state value (87.8%) but slightly higher than the Health ENC region (86.6%)
- Percent with a higher education attainment in Johnston County was lower (22.9%) compared to N.C. (31.3%) but higher than the Health ENC region (22.0%)
- Both levels of education were attained to a higher degree in Johnston County, North Carolina, and ENC counties since 2019.



High School Drop Out Rate



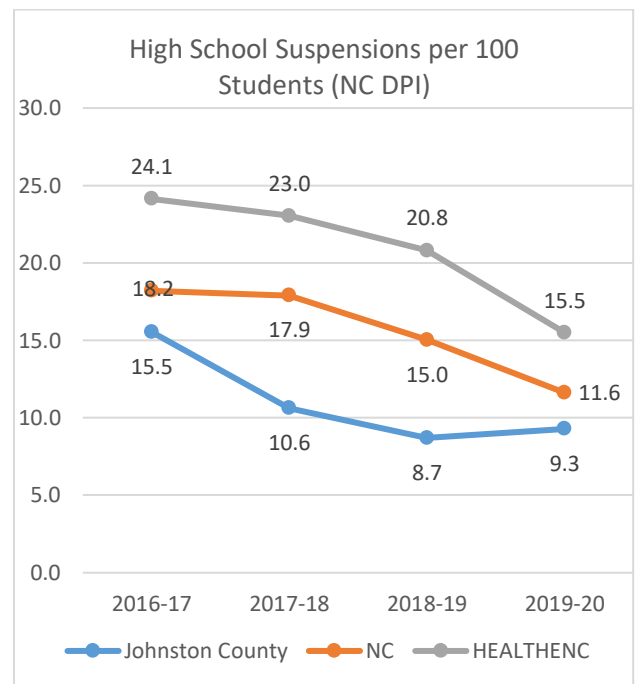
High school dropouts earn less income than high school and college graduates, and are more likely to be unemployed. High school dropouts are generally less healthy and require more medical care. Further, high school dropout rates are linked with heightened criminal activity and incarceration rates, influencing a community’s economic, social, and civic health.

- Johnston County’s high school dropout rate was 1.1% in 2019-2020, which was lower than the rate in North Carolina (1.5%) and lower than the Health ENC region (1.4%)
- Johnston County’s high school dropout rate has been inconsistent over the past four measurement periods

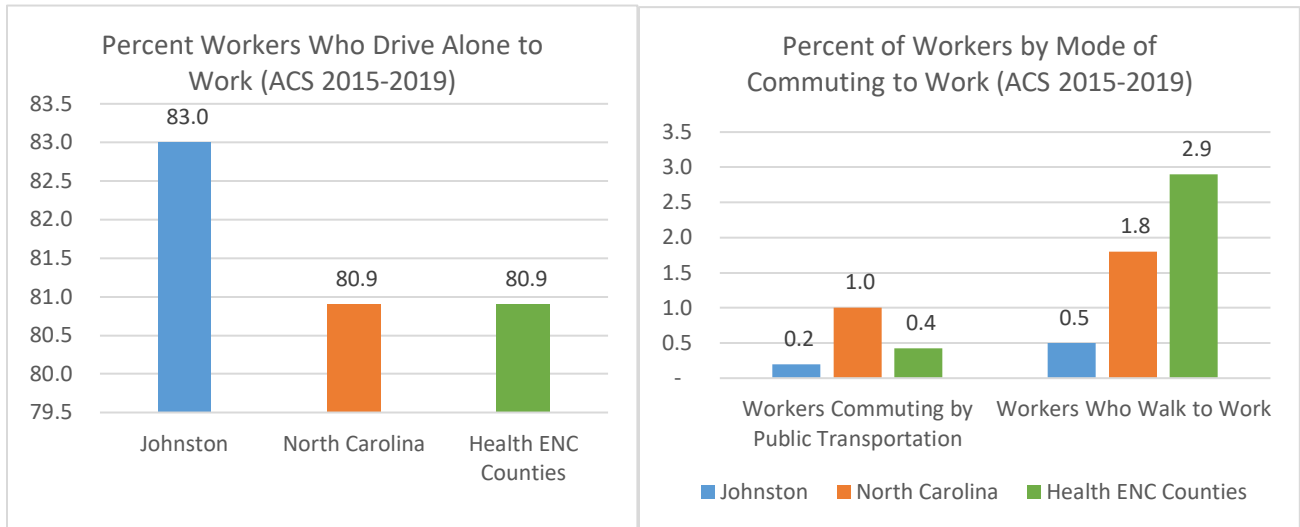
High School Suspension Rate

High school suspension is a form of discipline in which a student is temporarily removed from a classroom and/or school due to a violation of school conduct or code. Higher rates of suspension can be related to high rates of antisocial or delinquent behaviors, which may further contribute to potential future involvement in the juvenile justice system. Additionally, schools with higher suspension rates have higher rates of law or board of education violations and generally spend more money per student.

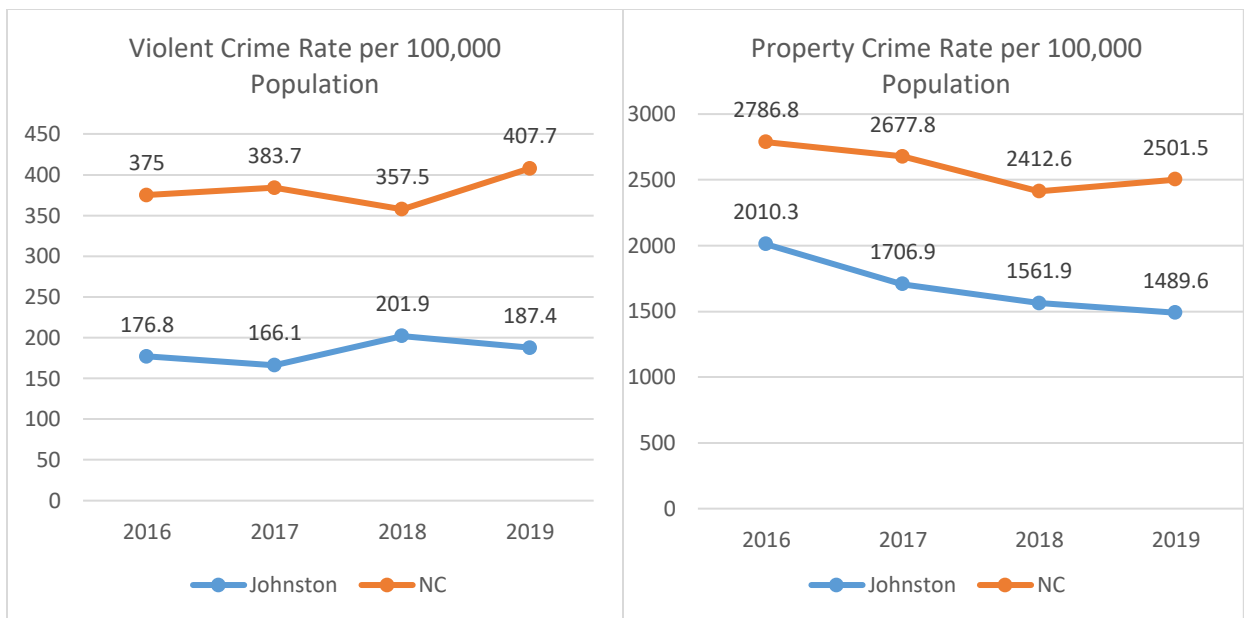
- Johnston County’s rate of high school suspension (9.3 per 100 students) was lower than North Carolina’s rate (11.6) and lower than the Health ENC counties (15.5) in 2019-2020



Transportation



Crime and Safety

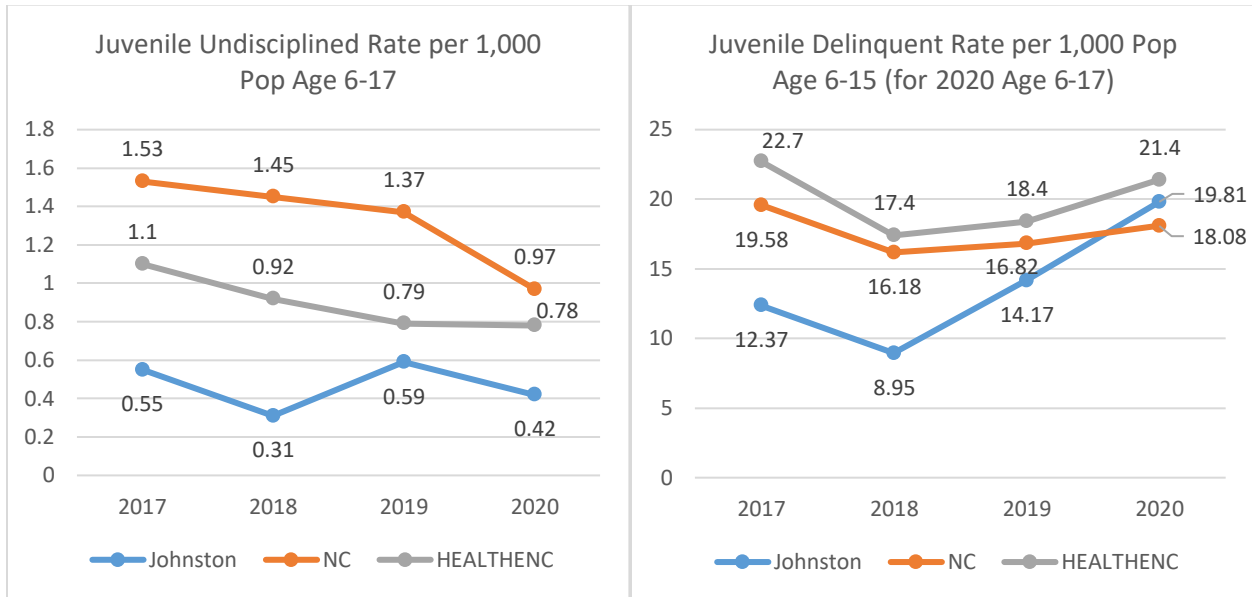


Both violent crime and property crime are used as indicators of a community’s crime and safety. Violence negatively impacts communities by reducing productivity, decreasing property values and disrupting social services. Violent crime includes four offenses: murder and non-negligent manslaughter, rape, robbery, and aggravated assault. Property crime includes the offenses of burglary, larceny-theft, motor vehicle theft, and arson.

- From 2016 to 2019, the violent crime rate in Johnston County increased from 176.8 to 187.4 but it is still significantly lower than the state average (increased from 375-407.7).

- During the same time period, the property crime rate decreased from 2010.3 to 1489.6, which was lower than the N.C. rate

Juvenile Crime

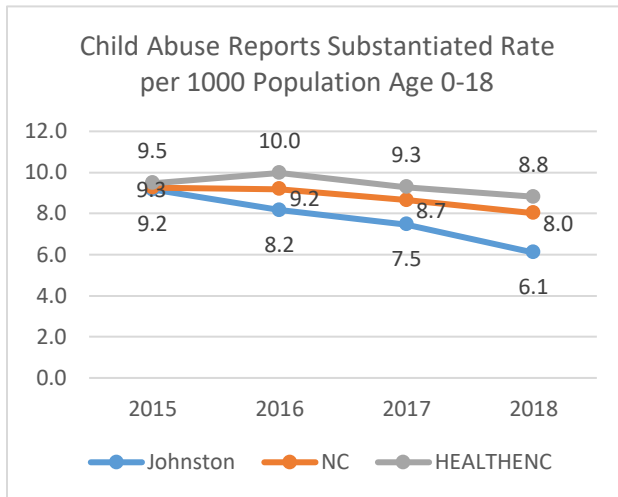


Youth who commit a crime may not gain the educational credentials necessary to secure employment and succeed later in life. Negative peer influences, history of abuse/neglect, mental health issues, and significant family problems increase the risk of juvenile arrest. The juvenile justice system aims to reduce juvenile delinquency through prevention, intervention, and treatment services.

The undisciplined rate describes juveniles who are unlawfully absent from school, regularly disobedient and beyond disciplinary control of the parent/guardian, are regularly found where it is unlawful for juveniles to be, or have run away from home for more than 24 hours.

- In 2020, the juvenile undisciplined rate in Johnston County (0.42) was lower than the rate in North Carolina (0.97) and the Health ENC region (0.78). This rate is down across the board from 2017-2020.
- In 2020, the juvenile delinquent rate for Johnston County (19.81) was higher than N.C. (18.1) but lower than the Health ENC region (21.4). There was a very large increase in the juvenile delinquent rate in Johnston County from 2017-2020.

Child Abuse



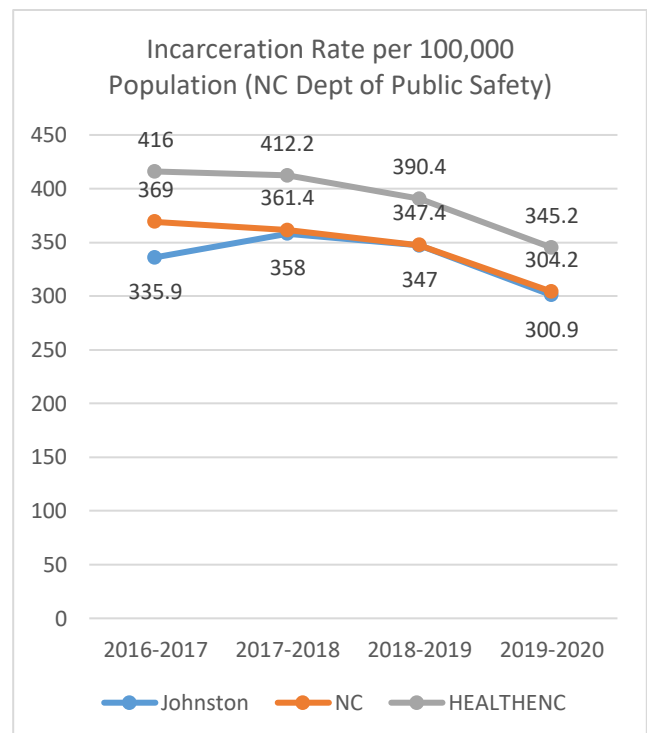
Child abuse includes physical, sexual, and emotional abuse. All types of child abuse and neglect can have long lasting effects throughout life, damaging a child’s sense of self, ability to have healthy relationships, and ability to function at home, at work, and at school.

- The 2018 child abuse rate in Johnston County was lower (6.1 per 1,000 pop.) than N.C. (8.0 per 1,000 pop.) and the Health ENC (8.8).

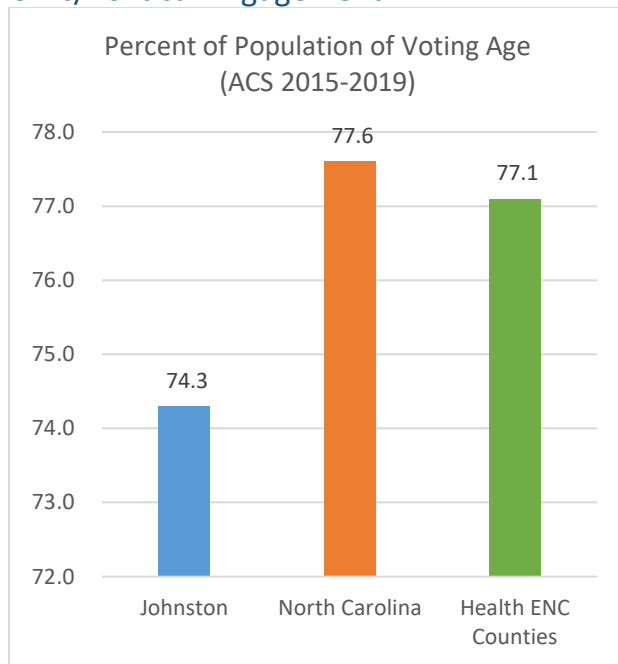
Incarceration

According to the U.S. Bureau of Justice Statistics, approximately one out of 100 adults in the U.S. are in jail or prison. Conditions in jails and prisons can lead to an increased risk of infectious diseases such as tuberculosis and hepatitis C, as well as assault from other inmates. After incarceration, individuals are likely to face a variety of social issues such as employment discrimination, disruption of family relationships and recidivism.

- Over the past four measurement periods, the incarceration rate in Johnston County has decreased
- In 2019-2020, the incarceration rate in Johnston County was lower (300.9 per 1,000 population) than N.C. (304.2) and the Health ENC region (345.2)
- ENC region made a significant jump in its incarceration rate, jumping the state of NC as the leader.



Civic/Political Engagement



Exercising the right to vote allows a community to choose elected officials and hold them accountable. Voting ensures that all citizens have the opportunity to voice their opinions on issues such as the use of tax dollars, civil rights and foreign policy. By voting, individuals shape their communities and influence the next generation of society. A high level of voter turnout indicates that citizens are involved and interested in who represents them in the political system.

- Johnston County has a lower percent of residents of voting age (74.3%) than North Carolina (77.6%) and the Health ENC Counties (77.1%)

Analysis of Socioeconomic Profile

These drivers of health all contribute to the overall wellbeing of the health of Johnston County.

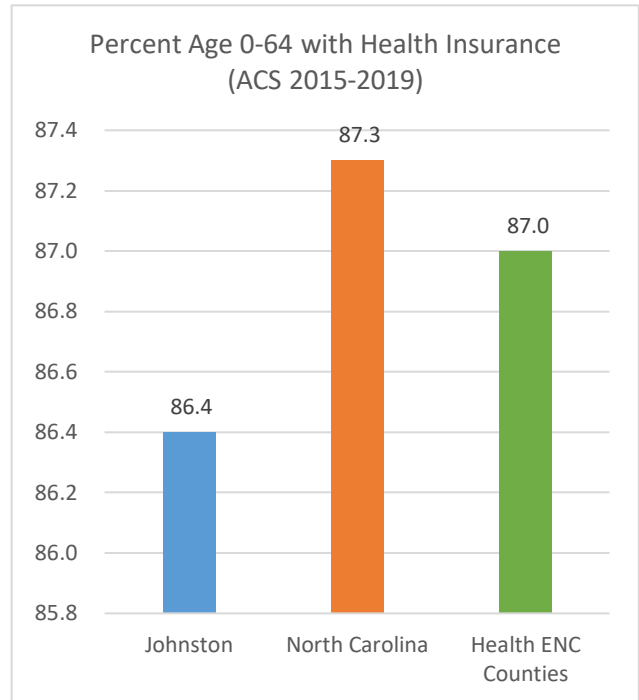
Socioeconomics refers to the relationship between a group of people and their surroundings. This includes things like Income, Education and Employment, Poverty, Housing, Food insecurities and Transportation. These things influence one another. For example, the high school dropout rate (1.1%), is lower than the state or health ENC counties which creates access to better paying jobs, and in turn makes the median household income higher than that of the state and health ENC counties. The median household income in Johnston County is \$59,865. However, there is still 13% of the Johnston County population that live in poverty. Without adequate income, housing and food insecurities can occur. This can negatively affect the physical, social, and emotional health of both children and adults. Transportation is also a driving factor in being able to have adequate income, which determines the ability to provide things like safe housing and nutritious foods. Johnston County has a lower percentage (.2%) of persons who drive alone to work or who use public transportation. Because it is a rural county, public transportation is not offered, and walking is not accessible. The employment rate is negatively affected by lack of transportation. Overall Johnston County is one of the least distressed counties in North Carolina, but there are still many things to do to improve the health of the overall community.

Chapter 4 Clinical Care Profile

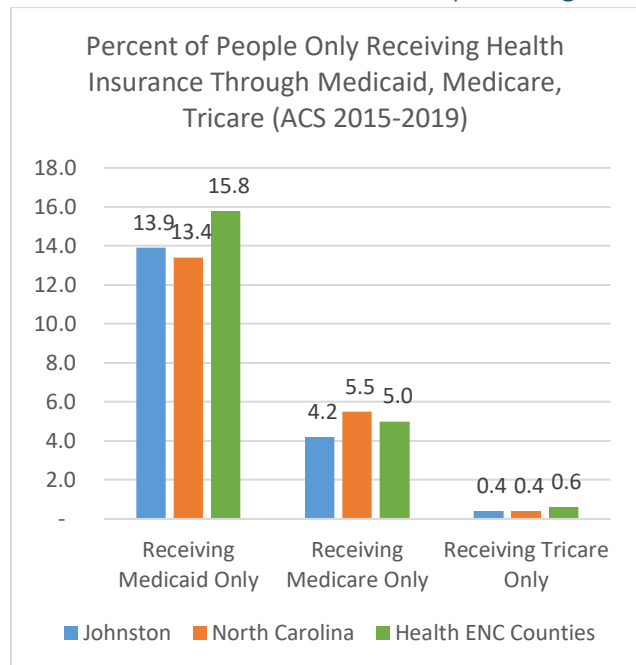
Health Insurance Coverage

Medical costs in the United States are very high. People without health insurance may not be able to afford medical treatment or prescription drugs. They are also less likely to get routine checkups and screenings, so if they do become ill they may not seek treatment until the condition is more advanced, and therefore more difficult and costly to treat.

- Nearly 14% of the population 0-64 years of age in Johnston County are uninsured
- The rate of individuals aged 0-64 years old that have health insurance coverage in Johnston County was 86.4%, which was lower than the rate for North Carolina (87.3%) and the Health ENC region (87.0%)



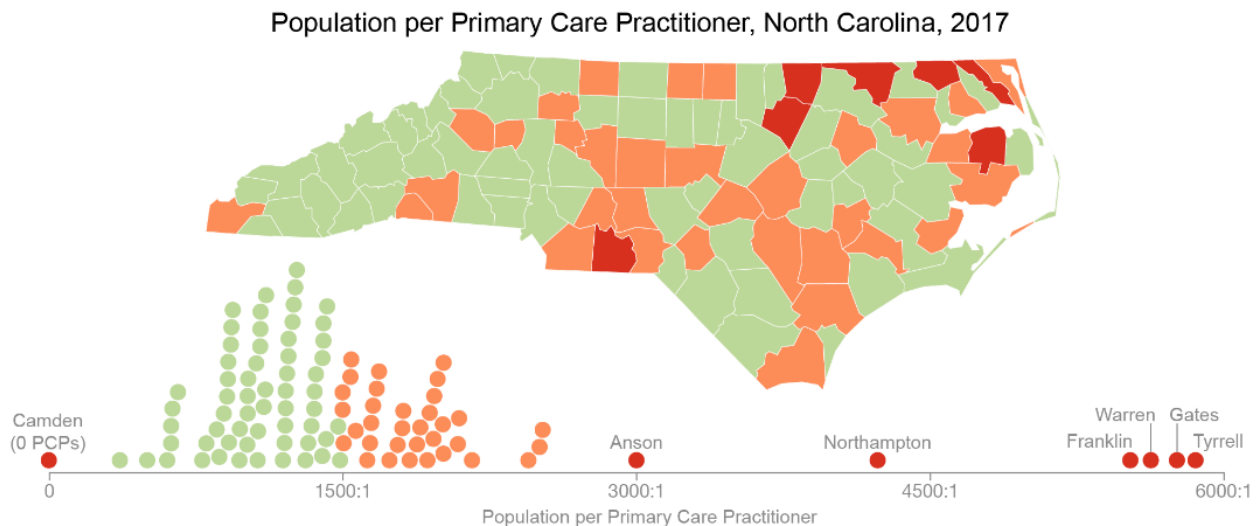
Government Health Insurance Only Coverage – Medicaid, Medicare, Tricare



This graph shows the percent of the population only receiving health insurance through Medicaid, Medicare, or military healthcare (TRICARE).

- In Johnston County, 13.9% of the population report receives health insurance coverage through Medicaid, 4.2% Medicare and 0.4% Tricare

Primary Care Practitioners



Notes: Updated March 10, 2020 to reflect adjustments to 2017 nurse practitioner data. Primary care physicians, physician assistants, and nurse practitioners are defined as in Spero, J. C., & Galloway, E. M. (2019). Running the Numbers. North Carolina Medical Journal, 80(3), 186-190. Physicians with a primary area of practice of obstetrics/gynecology were weighted as 0.25 of a full-time equivalent (FTE) primary care practitioner. All other primary care physicians were weighted as 1 FTE. Primary care physician assistants, nurse practitioners, and certified nurse midwives were weighted as 0.75 FTE. Physician and physician assistant data are derived from licensure data provided by the North Carolina Medical Board. This analysis only includes physicians who are not residents-in-training and are not employed by the Federal government. Nurse practitioner and certified nurse midwife data is derived from licensure data provided by the North Carolina Board of Nursing. Data include active, licensed practitioners in practice in North Carolina as of October 31, 2017. Practitioners are assigned to counties based on primary practice location. County populations were adjusted for age and gender according to primary care use rates described in data from the Medical Expenditure Panel Survey. The raw (unadjusted) population data was from the NC Office of State Budget and Management

**SHEPS HEALTH
WORKFORCE NC**

https://nhealthworkforce.unc.edu/blog/primary_care_nc/

Access to primary care is necessary to improving the health outcomes of communities. With the recent spread of the novel [coronavirus](#) in North Carolina, primary care is critical as an entry-point to further care. Many rural areas of North Carolina lack adequate access to primary care providers. The disparities in access between rural and metropolitan areas have continued to grow despite an overall increase of physicians in NC.

On the map above, if a County is shaded in green, it indicates the county is meeting the NC Institute of Medicine's (NCIOM) target ratio of 1 primary care provider to every 1,500 people.

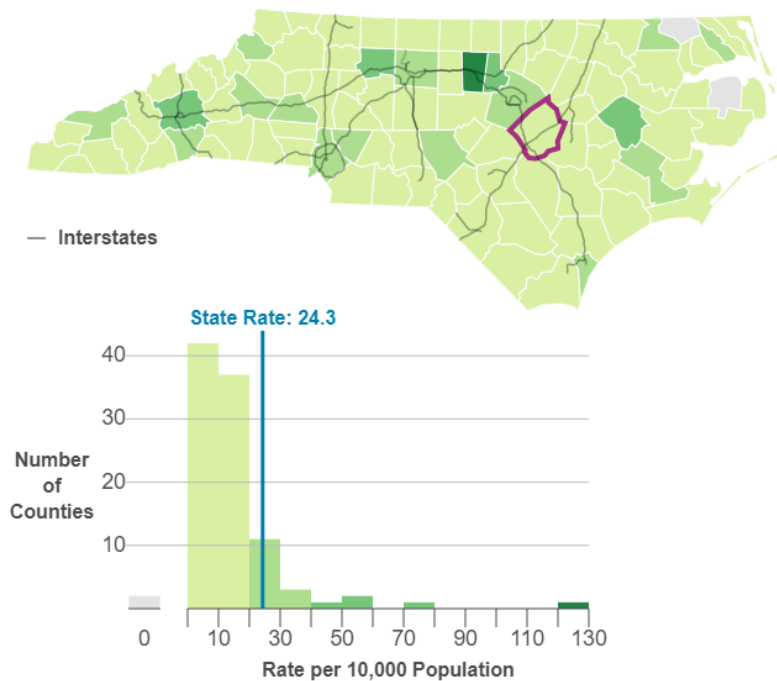
Johnston County is orange, and therefore, does not meet the NC Institute of Medicine's (NCIOM) target ratio of 1 primary care provider to every 1,500 people.

Currently, 60% of NC's 100 counties meet the NCIOM's target. As shown in this figure, seven counties were substantially below target: Anson, **Northampton**, **Franklin**, **Warren**, **Gates**, **Tyrrell** and **Camden**. **Camden** has a population of just over 10,000, and no primary care providers.

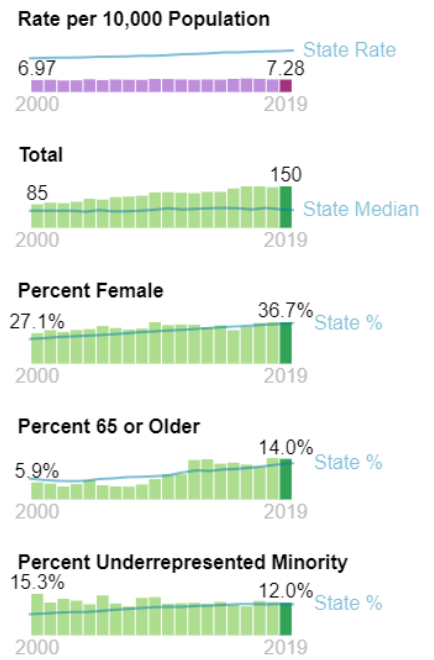
The NCIOM definition of primary care clinician includes physicians, nurse practitioners (NPs), physician assistants (PAs) and certified nurse midwives (CNMs).

https://nhealthworkforce.unc.edu/blog/primary_care_nc/

Physicians per 10,000 Population by County, North Carolina, 2019



Profession Demographics for Johnston County



Notes: Data include active, licensed physicians in practice in North Carolina as of October 31 of each year who are not residents-in-training and are not employed by the Federal government. Physician data are derived from the North Carolina Medical Board. County estimates are based on primary practice location. Population census data and estimates are downloaded from the North Carolina Office of State Budget and Management via NC LINC and are based on US Census data. Source: North Carolina Health Professions Data System, Program on Health Workforce Research and Policy, Cecil G. Sheps Center for Health Services Research, University of North Carolina at Chapel Hill. Created August 29, 2021 at <https://nhealthworkforce.unc.edu/interactive/supply/>.

<https://nhealthworkforce.unc.edu/interactive/supply/>

As shown in this figure, the number of physicians per 10,000 population Johnston County has increased from 6.97 physicians in 2000 to 7.28 in 2019 which is below the state rate of 24.3 per 10,000 population.

Source: North Carolina Health Professions Data System, Program on Health Workforce Research and Policy, Cecil G. Sheps Center for Health Services Research, University of North Carolina at Chapel Hill. Created September 29, 2021 at <https://nhealthworkforce.unc.edu/interactive/supply/>.

Analysis of Clinical Care Profile

Access to care is a priority that Johnston County has been working on for many years. Improving health outcomes is dependent on increasing access to care. Access to healthcare is influenced by the number of providers available in a given area, healthcare coverage, and accessibility. The NCIOM recommends 1 provider per every 1,500 persons. Johnston County is not meeting that target. 7.28 providers per 10,000 people is the current rate of primary care providers in Johnston County. Increasing the number of providers (MD’s, Nurse Practitioners, Physician Assistants, and Behavioral health providers) could decrease the number of emergency department visits. Having more providers would increase the number of persons receiving evidence based preventive healthcare. Health insurance rates directly affect the percentage of persons receiving preventive care. The percentage of persons with health insurance in Johnston County (86.4%) is less than that of the state and health ENC counties. However, 13.9% of persons receive Medicaid which is slightly higher than the state rate. Without health insurance persons are less likely to access healthcare services. Increasing health insurance rates, number of providers and making healthcare more accessible will improve the overall health of the Johnston County community.

Chapter 5 Chronic and Communicable Disease Profile

Leading Causes of Death

Johnston County				North Carolina				Health ENC Counties			
Rank	Cause	Deaths	Rate	Rank	Cause	Deaths	Rate	Rank	Cause	Deaths	Rate
1	Cancer	335	160.03	1	Cancer	19,963	190.34	1	Heart Disease	4546	210.2
2	Heart Disease	331	158.12	2	Heart Disease	19,661	187.46	2	Cancer	4345	200.91
3	Cerebrovascular Disease	96	45.86	3	Chronic Lower Respiratory Diseases	5,411	51.59	3	Cerebrovascular Disease	1215	56.18
4	Alzheimers Disease	93	44.43	4	Cerebrovascular Disease	5,203	49.61	4	Chronic Lower Respiratory Diseases	1114	51.51
5	Chronic Lower Respiratory Diseases	81	38.69	5	Other Unintentional Injuries	4,683	44.65	5	Other Unintentional Injuries	1006	46.52
6	Other Unintentional Injuries	77	36.78	6	Alzheimers Disease	4,508	42.98	6	Alzheimers Disease	918	42.45
7	Diabetes Mellitus	43	20.54	7	Diabetes Mellitus	3,127	29.81	7	Diabetes Mellitus	838	38.75
8	Nephritis Nephrotic Syndrome and Nephrosis	40	19.11	8	Nephritis Nephrotic Syndrome and Nephrosis	2,121	20.22	8	Nephritis Nephrotic Syndrome and Nephrosis	476	22.01
9	Pneumonia and Influenza	38	18.15	9	Pneumonia and Influenza	1,730	16.49	9	Motor Vehicle Injuries	460	21.27
10	Septicemia	38	18.15	10	Motor Vehicle Injuries	1,608	15.33	10	Pneumonia and Influenza	382	17.66

Notes: Leading causes of death are calculated based on the crude number of deaths per 100,000 population in **2019**.

Deaths: North Carolina State Center for Health Statistics 2019 Vital Statistics Public Use Data Files, downloaded from the Odum Institute for Research in Social Science at UNC-Chapel Hill Dataverse web site, May 2021. Population: National Center for Health Statistics 2019 Bridged-Race Population Estimates (https://www.cdc.gov/nchs/nvss/bridged_race.htm). Analysis by ECU Department of Public Health, Health Systems Research and Development.

This table shows the leading causes of mortality in Johnston County, North Carolina, and Health ENC Counties in 2019.

Many of these chronic conditions death rates are higher than the state and the Health ENC County Region rates.

Leading Causes of Injury Death

Leading Causes of Injury Death 2016 to 2019 JOHNSTON			Leading Causes of Injury Hospitalization 2016 to 2019 JOHNSTON			Leading Causes of Injury ED Visits 2016 to 2019 JOHNSTON		
Rank	Cause	#	Rank	Cause	#	Rank	Cause	#
1	MVT - Unintentional	121	1	Fall - Unintentional	1,523	1	Fall - Unintentional	12,195
2	Poisoning - Unintentional	120	2	MVT - Unintentional	493	2	MVT - Unintentional	8,839
3	Fall - Unintentional	84	3	Poisoning - Unintentional	246	3	Unspecified - Unintentional	5,583
4	Firearm - Self-Inflicted	69	4	Fire/Burn - Unintentional	175	4	Natural/Environmental - Unintentional	3,141
5	Firearm - Assault	23	5	Poisoning - Self-Inflicted	174	5	Struck By/Against - Unintentional	2,696
TOTAL		539	TOTAL		3,111	TOTAL		63,642

MVT – motor vehicle traffic
(2016-2019, all ages)

Source: <https://www.injuryfreenc.ncdhhs.gov/DataSurveillance/index.htm#genData>

Leading Causes of Hospitalizations

Leading Causes of Injury Death 2016 to 2019 JOHNSTON			Leading Causes of Injury Hospitalization 2016 to 2019 JOHNSTON			Leading Causes of Injury ED Visits 2016 to 2019 JOHNSTON		
Rank	Cause	#	Rank	Cause	#	Rank	Cause	#
1	MVT - Unintentional	121	1	Fall - Unintentional	1,523	1	Fall - Unintentional	12,195
2	Poisoning - Unintentional	120	2	MVT - Unintentional	493	2	MVT - Unintentional	8,839
3	Fall - Unintentional	84	3	Poisoning - Unintentional	246	3	Unspecified - Unintentional	5,583
4	Firearm - Self-Inflicted	69	4	Fire/Burn - Unintentional	175	4	Natural/Environmental - Unintentional	3,141
5	Firearm - Assault	23	5	Poisoning - Self-Inflicted	174	5	Struck By/Against - Unintentional	2,696
TOTAL		539	TOTAL		3,111	TOTAL		63,642

MVT – motor vehicle traffic
(2016-2019, all ages)

Source: <https://www.injuryfreenc.ncdhhs.gov/DataSurveillance/index.htm#genData>

Leading Causes of Emergency Department Visits

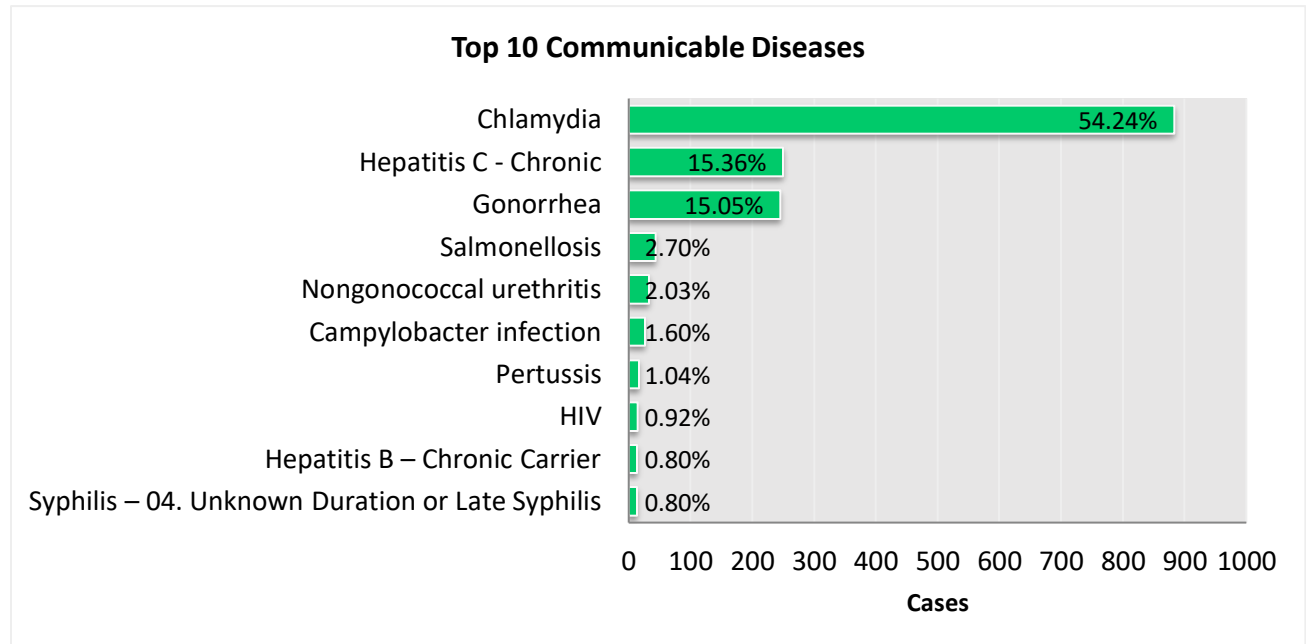
Leading Causes of Injury Death 2016 to 2019 JOHNSTON			Leading Causes of Injury Hospitalization 2016 to 2019 JOHNSTON			Leading Causes of Injury ED Visits 2016 to 2019 JOHNSTON		
Rank	Cause	#	Rank	Cause	#	Rank	Cause	#
1	MVT - Unintentional	121	1	Fall - Unintentional	1,523	1	Fall - Unintentional	12,195
2	Poisoning - Unintentional	120	2	MVT - Unintentional	493	2	MVT - Unintentional	8,839
3	Fall - Unintentional	84	3	Poisoning - Unintentional	246	3	Unspecified - Unintentional	5,583
4	Firearm - Self-Inflicted	69	4	Fire/Burn - Unintentional	175	4	Natural/Environmental - Unintentional	3,141
5	Firearm - Assault	23	5	Poisoning - Self-Inflicted	174	5	Struck By/Against - Unintentional	2,696
TOTAL		539	TOTAL		3,111	TOTAL		63,642

MVT – motor vehicle traffic

(2016-2019, all ages)

Source: <https://www.injuryfreenc.ncdhhs.gov/DataSurveillance/index.htm#genData>

Top Ten Reportable Communicable Diseases



Note: To view and compare communicable disease rates in your county with NC State-wide rates, reported number of cases, etc., view the custom dashboard

<https://NCD3NorthCarolinaDiseaseDataDashboard>

Preventing and controlling the spread of communicable diseases are a top concern among communities.

The top communicable diseases as reported by NC DHHS in Johnston County in 2018 are shown above.

Chlamydia ranked highest among percent of cases reported. Chlamydia is a common STD that can infect both men and women. It can cause serious, permanent damage to a woman's reproductive system.

Communicable case counts and rates at the state and county level can be found by following the weblink in the slide.

Analysis of Chronic and Communicable Disease Profile

Cancer has succeeded heart disease as the leading cause of death in Johnston County and North Carolina. However, in ENC counties heart disease is still the leading cause. Alzheimer's disease is the fourth cause of death in Johnston County despite having less elderly population. The leading cause of injury death is motor vehicle traffic. The leading cause of emergency visits and hospitalizations are falls, followed by motor vehicle traffic. Chlamydia is the highest reported communicable disease, followed by Hepatitis C and gonorrhea.

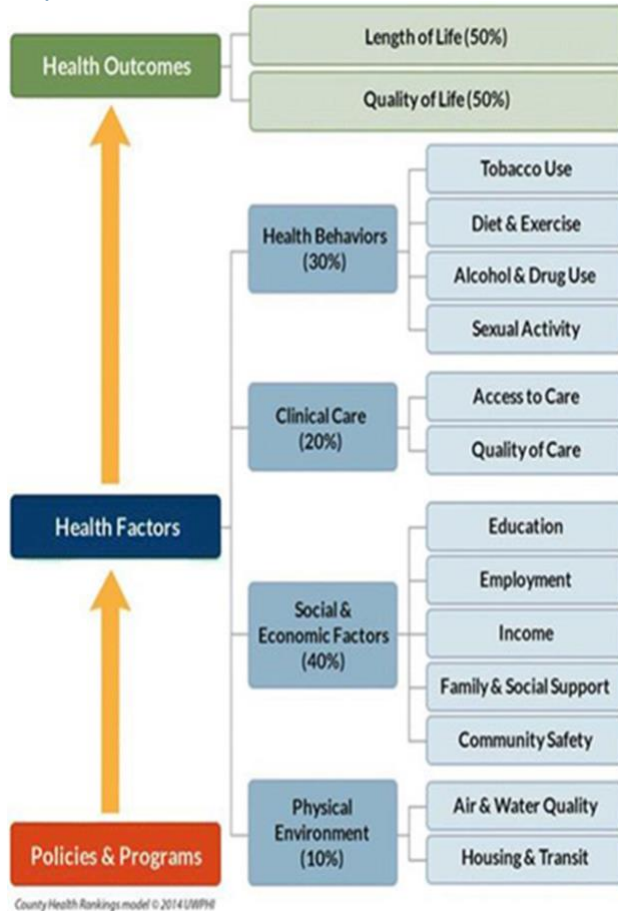
Chapter 6 HNC 2030 Indicator Rankings by Health ENC Regions

Indicators / Measures	Johnston	NC
Health Outcomes		
Premature Death	6,700	7600
Low Birthweight	8%	9%
Health Factors		
Health Behaviors		
Adult Smoking	20%	18%
Adult Obesity	35%	32%
Food Environment Index	8.2	6.8
Clinical Care		
Uninsured	14%	13%
Primary Care Physicians	3,690 to 1	1400 to 1
Preventable Hospital Stays	5567	4539
Flu Vaccinations	53%	52%
Social & Economic Factors		
Income Inequality	4.1	4.7
Social Associations	8.4	11.5
Injury Deaths	67	77
Physical Environment		
Areas to Explore	Areas of Strength	

Source: County Health Rankings
<https://www.countyhealthrankings.org/>

Chapter 7 County Health Ranking Indicators

Population Health Model



The County Health Rankings are based on a model of community health that emphasizes the many factors that influence how long and how well we live. The Rankings use more than 30 measures that help communities understand how healthy their residents are today (health outcomes) and what will impact their health in the future (health factors). Explore the Model to learn more about these measures and how they fit together to provide a profile of community health.

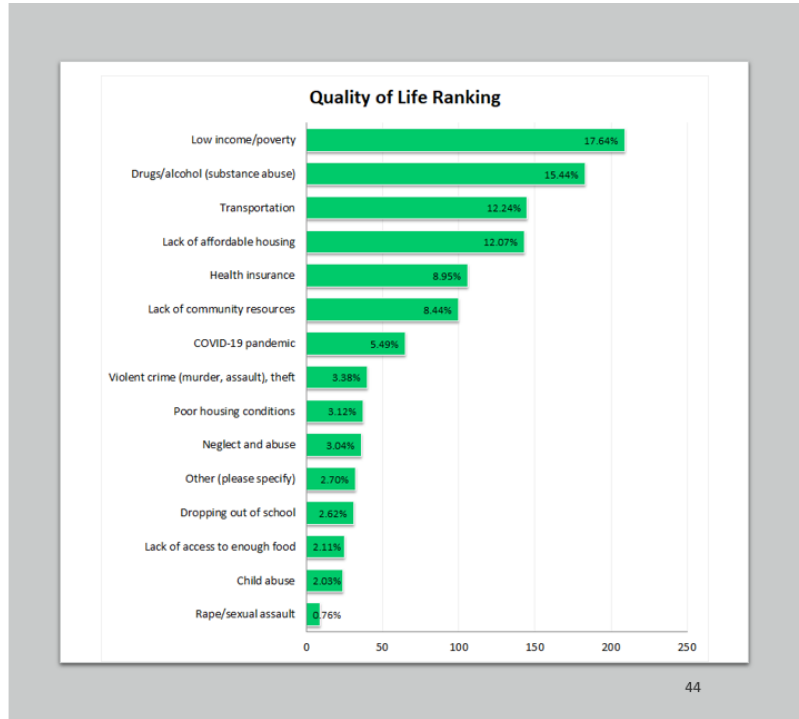
- There are many factors that influence how well and how long people live.
- The *County Health Rankings* model (right) is a population health model that uses data from different sources to help identify areas of concerns and strengths to help communities achieve health and wellness.
- The Rankings provides county-level data on health behavior, clinical care, social and economic and physical environment factors.

Chapter 8 Survey Findings

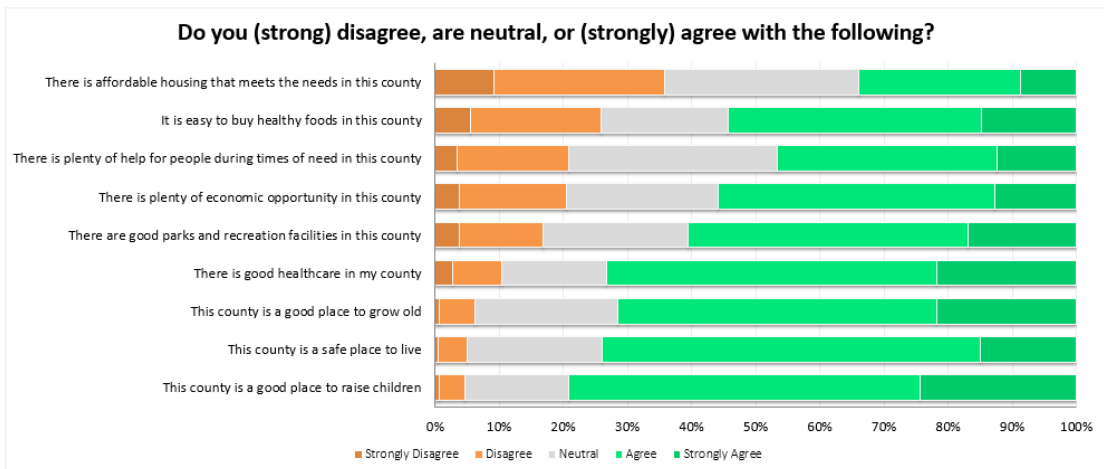
Community Survey Results: Johnston County

Top 3 Quality of Life Issues identified in community survey

- 17.64% (209) responded Low income/Poverty
- 15.44% (183) responded Drugs/Alcohol (substance abuse) and,
- 12.24% (145) responded Transportation

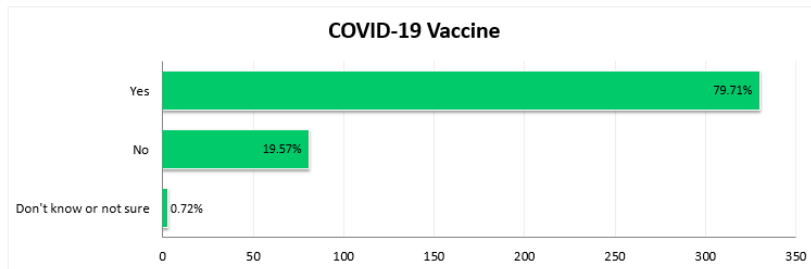


Community Survey Results: Johnston County



Community Survey Results: Johnston County

QUESTION: Have you had a COVID-19 vaccine?



Note: Community survey was distributed between April 1 and June 30, 2021.

46

Chapter 9 Inventory of Resources

Johnston County has numerous resources available. When it comes to our three priority areas of access to care, substance disorders and transportation, there is room for improvement. There are limited options for transportation in Johnston County. Johnston County is a rural county that does not have a public transportation system. Having a resource for transportation or mobile services would improve the health of residents by increasing access to community resources. Additionally, Substance use disorders have become more prevalent over the years. There are limited in county resources for inpatient treatment, post overdose services and Narcan access. Having the aforementioned resources would create better health outcomes for those impacted by Substance use disorders. An increase in resources in Johnston County is a step in the right direction for Healthier Johnston County residents!

Program Name:	Johnston County Partnership for Children/Program Serving Latinos	Service(s) Offered:
Address:	1406 A South Pollock Street	NC Pre-Kindergarten experience for at-risk four-year-old children, the year before they enter Kindergarten.
State, City, Zip Code	Selma, NC 27576	
Phone No.:	(919) 202-0002	
Website:	www.nfcic.org	
Email	info@nfcic.org	
Program Name:	Johnston County Department of Social Services-Child Services	Services Offered:
Address:	714 North Street,	Ensures safe, permanent, nurturing families for children by protecting them from abuse and neglect while attempting to preserve the family unit.
State, City, Zip Code	Smithfield, NC 27577	
Phone No.:	(919) 989-5300	
Website:	https://www.johnstonnc.com/dss/index.cfm	
Email	dss@johnstonnc.com	
Program Name:	Triangle South Literacy Works, Inc.	Services Offered:
Address:	600 S. Magnolia Ave.	TSLW helps adults improve their English language skills through reading, speaking, and writing—as well as math, financial literacy and computer skills. We serve students ages 16+ in Harnett, Johnston, and Sampson Counties.
State, City, Zip Code	Dunn, NC 28334	
Phone No.:	(910) 891-4111	
Website:	www.tslitworks.org	
Program Name:	PORT Health	Services Offered:
Address:	4300-110 SAPPHERE CT	Youth comprehensive rehabilitative and clinical therapy (counseling and mental health treatment, alcohol and substance use treatment (SAIOP))
State, City, Zip Code	GREENVILLE, NC 27834	
Phone No.:	252-830-7540	
Website:	https://www.porthhealth.org/	

BEHAVIORAL HEALTH RESOURCES

<p>ADOLESCENT CHILD AND ADULT PSYCHIATRY</p> <p>501 Gateway Dr, Suite 101 Clayton, NC, 27520</p> <p>Phone Number: 919-783-8377 Fax: 919-324-3404</p> <p>Hours: Monday-Friday 10:00am-6:00pm</p>	<p>SERVICES:</p> <ul style="list-style-type: none"> • Psychological Testing • Diagnostic Evaluation Testing • Psychoeducational Testing • Early Entry Kindergarten Testing • Immigration Evaluations • Adoption Evaluations • Bariatric and Spinal cord Evaluations • Psychotherapy and Counseling • Specialize in the following: ADHD, Anxiety Disorder, Mood Disorder, Trauma, Autism Spectrum and Intellectual Disability, Oppositional Defiant Disorder, Tourette's Disorder, First Episode Psychosis <p>INSURANCE:</p> <ul style="list-style-type: none"> • AETNA, BCBS, BRIGHT HEALTH, CIGNA, CONTIGO, MEDCOST, TRICARE • MEDICAID for patients 17 and under WITH REFERRAL • MEDICARE for patients 69 and under WITH REFERRAL • DOES NOT ACCEPT MEDICAID FOR THERAPY OR PSYCHOLOGICAL EVALUATIONS <p>AGE GROUP:</p> <ul style="list-style-type: none"> • 6 through 69
<p>CAROLINA OUTREACH</p> <p>831 Brightleaf Blvd. Smithfield, NC, 27577</p> <p>Phone Number: 919-300-4315 Fax: 919-783-8377</p> <p>Hours: Monday-Friday 8:00 am-5:00 pm.</p> <p>Walk-In Assessment Clinic hours are on Tuesdays, 9 a.m. to noon.</p> <p>Substance Use Disorder Walk-In Assessment Clinic is on Tuesdays.</p> <p>Medication Management Walk-In is available by appointment only</p>	<p>CHILDREN SERVICES:</p> <ul style="list-style-type: none"> • Comprehensive Clinical Assessment • Outpatient Therapy • Psychiatric Evaluation and Medication Management • Intensive In-Home Services <p>ADULT SERVICES:</p> <ul style="list-style-type: none"> • Comprehensive Clinical Assessment • Outpatient & Group Therapy • Psychiatric Evaluation and Medication Management • Assertive Community Treatment team • Substance Use Disorder treatment • DWI Services <p>INSURANCE:</p> <ul style="list-style-type: none"> • BCBS PPO, ALL 5 MEDICAID PHP'S (Amerihealth, Carolina Complete, Healthy Blue, United Healthcare Medicaid, Wellcare) <p>AGE GROUP: ALL</p> <p>NOTE: Carolina Outreach Behavioral Urgent Care located at 2670 Durham Chapel Hill Blvd. Durham, 27707, is willing to write bridge prescriptions for Johnston, Wake and Cumberland County residents with Medicaid or IPRS funding. Their phone number is 919-251-0099.</p>

March 2022

1

*Double click to open

Chapter 10 Community Prioritization Process

JCPHD & Johnston Health compiled a summary of all secondary & primary data into a CHNA priority setting PowerPoint which was then presented to various community stakeholders. These stakeholders include: The Johnston Health Board of Directors, Johnston County Housing Think Tank (NC Community Action Association), Johnston County Board of Health, Johnston County Safety Net, Johnston County Faith Network and Johnston County Opioid Taskforce. After each priority setting presentation, a survey was sent out to all participants allowing them to individually prioritize each of our key findings. Previously, these discussions and prioritization activities would have been conducted in person, but due to COVID-19 restrictions were held via teleconference & SurveyMonkey. Taking into consideration key stakeholder feedback & properly weighing secondary data sources, the JCPHD & Johnston Health unanimously voted to adopt the following three health priorities for the 2021-2022 CHNA.

1. Access to Care
2. Substance Use Disorders
3. Transportation

CHNA References

Data Sources and References for ENC Health Community Health Assessment (2020-2021)

Health Outcomes	Source	Years
Life expectancy	NC-DHHS State Center for Health Statistics	2014-2018
Leading causes of death	NC-DHHS State Center for Health Statistics / CDC, NCHS	2019
Fetal deaths and fetal death rates	NC-DHHS State Center for Health Statistics	2014-2018
Leading causes of injury death, hospitalization, and ED visits	NC-DHHS, Injury & Violence Prevention Branch	2016-2019
Communicable diseases	NC-DHHS State Center for Health Statistics	2018
Clinical Care	Source	Years
Population per primary care physicians	Cecil G. Sheps, Center for Health Services Research, UNC	2017
Physicians per population by county	Cecil G. Sheps, Center for Health Services Research, UNC	2019
Health Insurance Coverage	U.S. Census Bureau ACS 5-year Estimate	2015-2019
Government Health Insurance Only	U.S. Census Bureau ACS 5-year Estimate	
Health Behavior Factors	Source	Years
BRFSS	NC-DHHS State Center for Health Statistics	2018
Health ENC Primary Data Questions – Quality of Life, Behavior	Health ENC Report	2020-2021
Healthy NC, 2030	NCIOM / NC DHHS	2020
County Health Rankings	Robert Wood Johnson Foundation	Varies
Social and Economic Factors	Source	Years
Population	U.S. Census Bureau ACS 5-year Estimate	2015-2019
Projected Population	NC Office of State Mgmt & Budget Pop Projections and US Census	2021
General population characteristics	Census Population Estimates	2015-2019
Education	U.S. Census Bureau, ACS 5-year Estimate	2015-2019
Employment	U.S. Census Bureau, ACS 5-year Estimate	2015-2019
Income	U.S. Census Bureau, ACS 5-year Estimate	2015-2019
Minority Populations	U.S. Census Bureau, ACS 5-year Estimate	2015-2019
Military Population	U.S. Census Bureau, ACS 5-year Estimate	2015-2019
Veteran Population	U.S. Census Bureau, ACS 5-year Estimate	2015-2019
Birth Rate	NC State Center for Health Statistics	2016-2019
Poverty (% of population with income <200% of poverty level)	U.S. Census Bureau, ACS 5-year Estimate	2015-2019
Poverty by race and ethnicity	U.S. Census Bureau ACS 5-year Estimate	2013-2019
Children in poverty	U.S. Census Bureau, ACS 5-year Estimate	2015-2019
Older adults in poverty	U.S. Census Bureau, ACS 5-year Estimate	2015-2019
Disabled people in poverty	U.S. Census Bureau, ACS 5-year Estimate	2015-2019
Housing – Median monthly costs	U.S. Census Bureau, ACS 5-year Estimate	2015-2019
Housing – median monthly costs in surrounding counties	U.S. Census Bureau, ACS 5-year Estimate	2015-2019
Employment by industries	U.S. Census Bureau, ACS 5-year Estimate	2015-2019
Food Insecurity	U.S. Census Bureau, ACS 5-year Estimate	2015-2019
Percent of population below 200% by zip code	U.S. Census Bureau, ACS 5-year Estimate	2015-2019
Educational attainment	U.S. Census Bureau, ACS 5-year Estimate	2015-2019
High School dropout rate (% dropout per 100 students)	N.C. Dept of Public Instruction	2016-2020
High School suspension rate (% suspension per 100 students)	N.C. Dept of Public Instruction	2019-2020
Transportation (% of workers commuting; % of workers drive alone)	U.S. Census Bureau, ACS 5-year Estimate	2015-2019
Tier Designation (County Distress Ranking)	N.C. Department of Commerce	2021
Community and Safety Factors	Source	Years

Crime and Safety	N.C. State Bureau of Investigations, uniform crime report	2016-2019
Juvenile Crime (% Undisciplined and % Delinquent per 1,000)	NC. Dept. of Public Safety, juvenile justice county Databook	2017-2020
Incarceration (Rate per 100,000 population)	N.C. Dept. of Public Safety	2019-2020
Child Abuse (Reports per 1000, age 0-18 years)	Annie E. Casey Foundation Kids Count Data Center	2015-2018
Severe housing problems	Robert Woods Johnson County Health Rankings	2013-2017

Note: This list is provided as a resource for data and information and may not include all of the above references noted in the slide set.

CHNA Appendices

Appendix A: Community Survey Instrument

Community Health Needs Assessment 2021

PID 1535

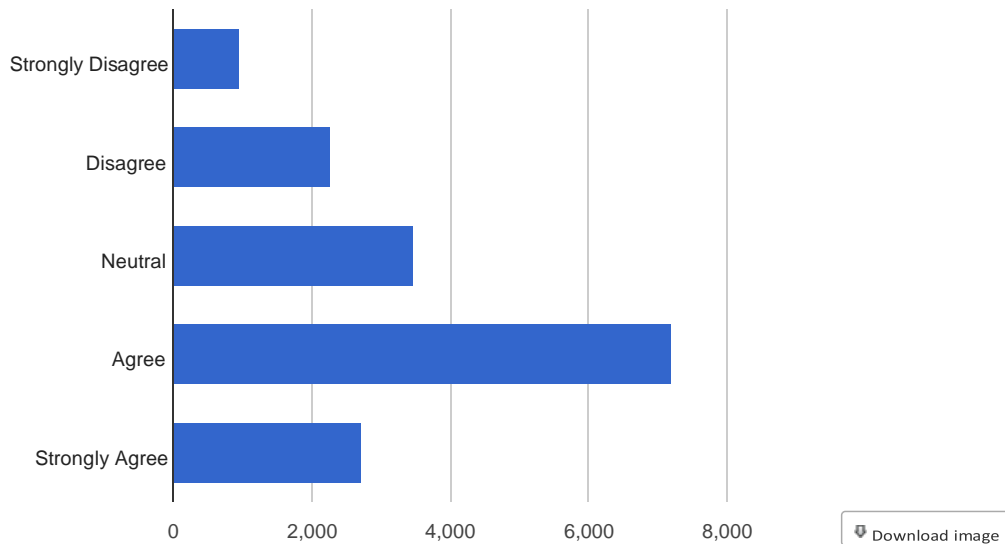
Data Exports, Reports, and Stats

Johnston County

There is good healthcare in my county. *(healthcare)*

Total Count (N)	Missing*	Unique
414	0 (0.0%)	5

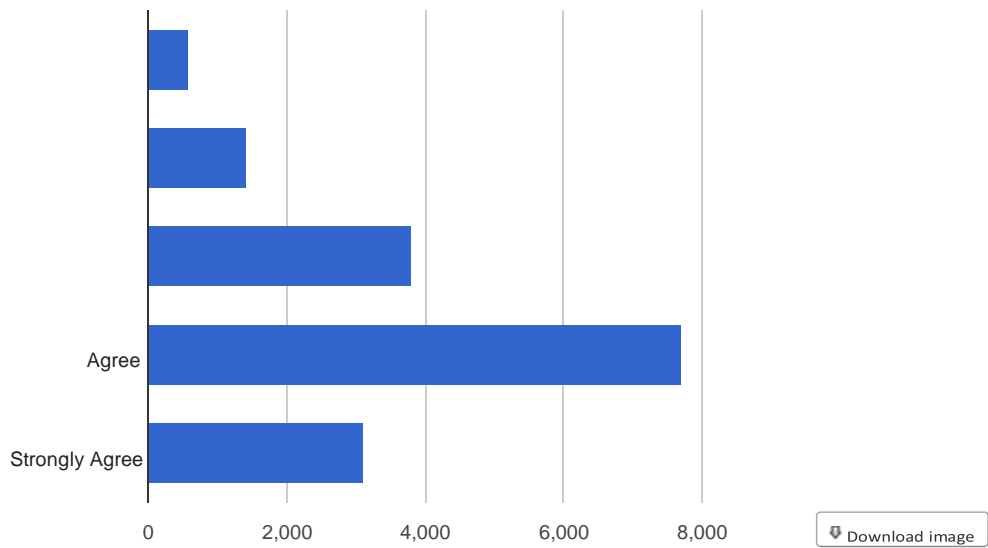
Counts/frequency: Strongly Disagree (11, 2.7%), Disagree (32, 7.7%), Neutral (68, 16.4%), Agree (213, 51.4%), Strongly Agree (90, 21.7%)



This county is a good place to raise children. *(raise_children)*

Total Count (N)	Missing*	Unique
414	0 (0.0%)	5

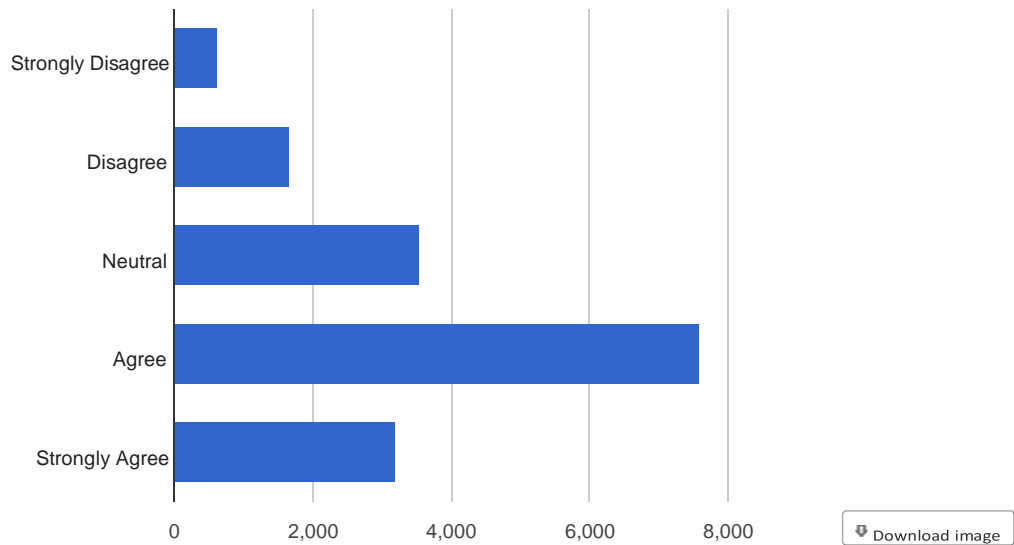
Counts/frequency: Strongly Disagree (3, 0.7%), Disagree (16, 3.9%), Neutral (67, 16.2%), Agree (227, 54.8%), Strongly Agree (101, 24.4%)



This county is a good place to grow old. (*grow_old*)

Total Count (N)	Missing*	Unique
414	0 (0.0%)	5

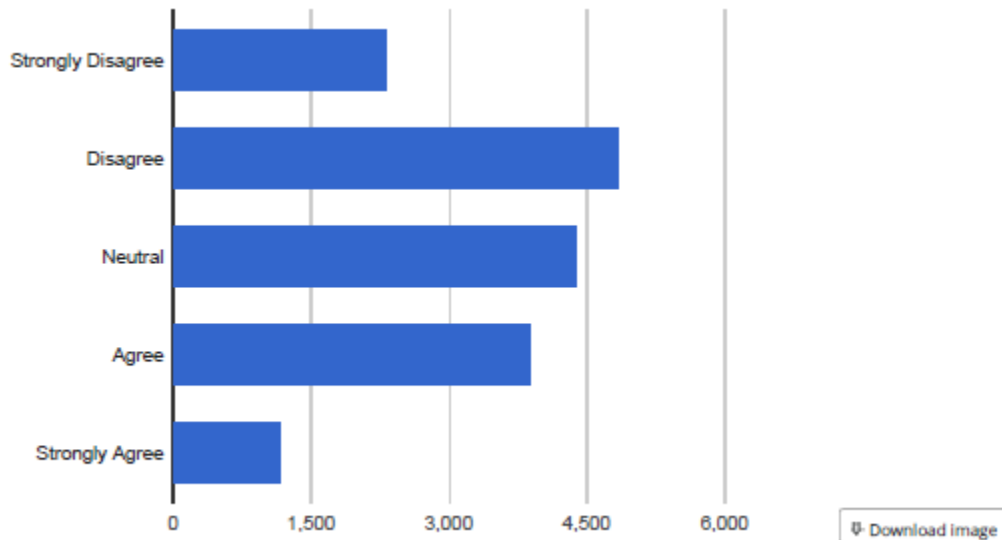
Counts/frequency: Strongly Disagree (3, 0.7%), Disagree (23, 5.6%), Neutral (92, 22.2%), Agree (206, 49.8%), Strongly Agree (90, 21.7%)



There is plenty of economic opportunity in this county. (*econ_opp*)

Total Count (N)	Missing*	Unique
414	0 (0.0%)	5

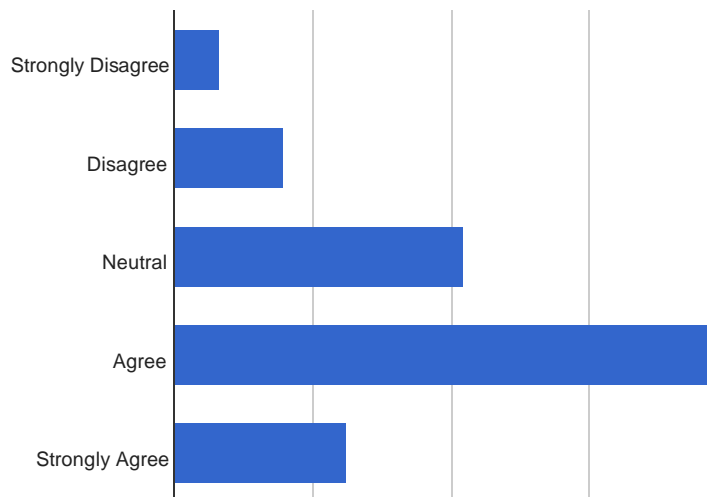
Counts/frequency: **Strongly Disagree** (16, 3.9%), **Disagree** (69, 16.7%), **Neutral** (98, 23.7%), **Agree** (178, 43.0%), **Strongly Agree** (53, 12.8%)



This county is a safe place to live (*safe*)

Total Count (N)	Missing*	Unique
414	0 (0.0%)	5

Counts/frequency: **Strongly Disagree** (2, 0.5%), **Disagree** (19, 4.6%), **Neutral** (87, 21.0%), **Agree** (244, 58.9%), **Strongly Agree** (62, 15.0%)



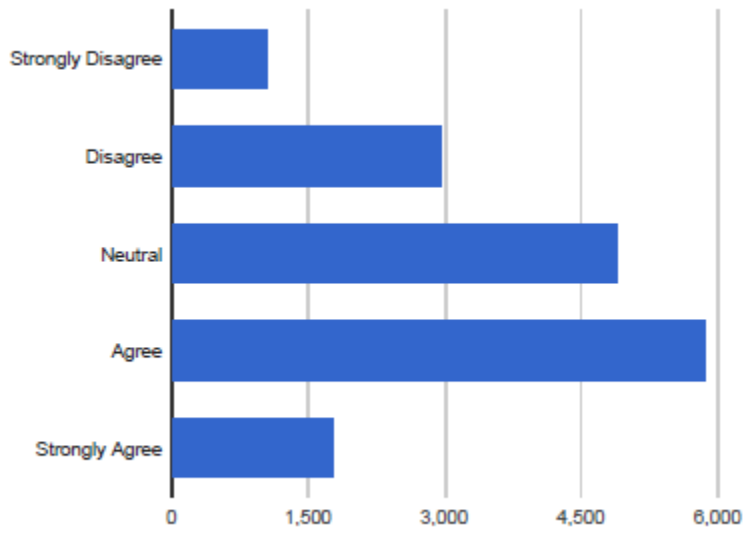
0 2,000 4,000 6,000 8,000

[Download image](#)

There is plenty of help for people during times of need in this county. *(help)*

Total Count (N)	Missing*	Unique
413	1 (0.2%)	5

Counts/frequency: **Strongly Disagree** (14, 3.4%), **Disagree** (72, 17.4%), **Neutral** (134, 32.4%), **Agree** (142, 34.4%), **Strongly Agree** (51, 12.3%)

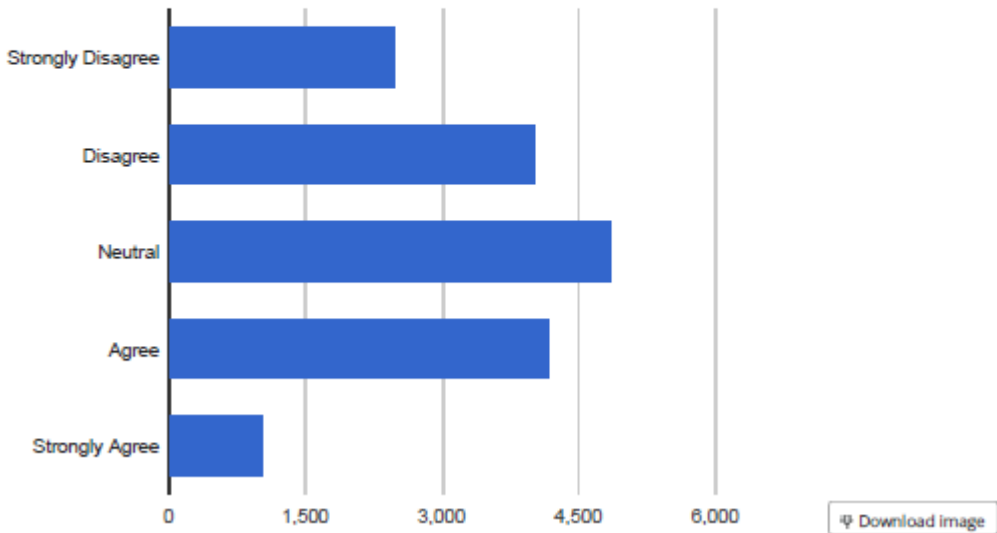


[Download image](#)

There is affordable housing that meets the needs in this county .

Total Count (N)	Missing*	Unique
413	1 (0.2%)	5

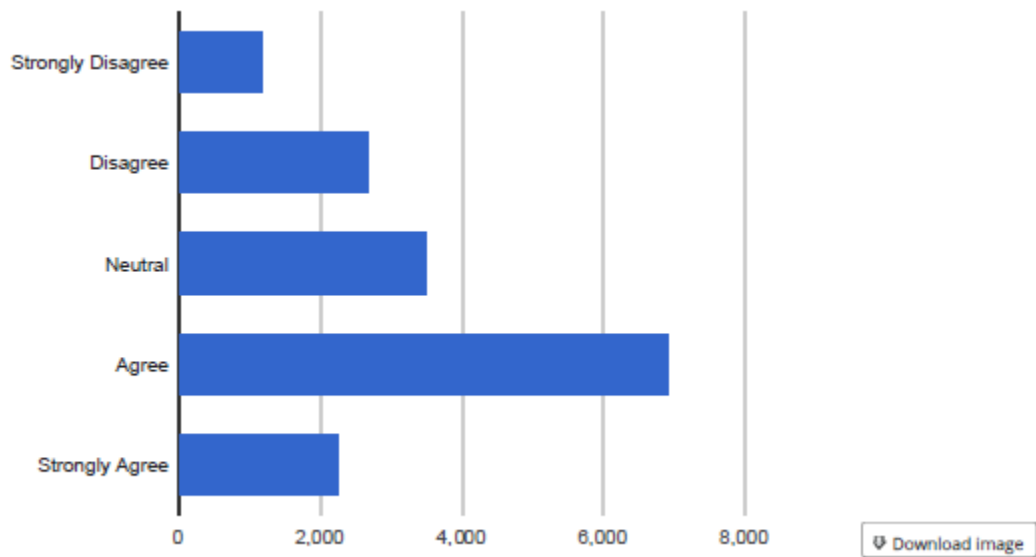
Counts/frequency: Strongly Disagree (38, 9.2%), Disagree (110, 26.6%), Neutral (125, 30.3%), Agree (104, 25.2%), Strongly Agree (36, 8.7%)



There are good parks and recreation facilities in this county. (parks)

Total Count (N)	Missing*	Unique
414	0 (0.0%)	5

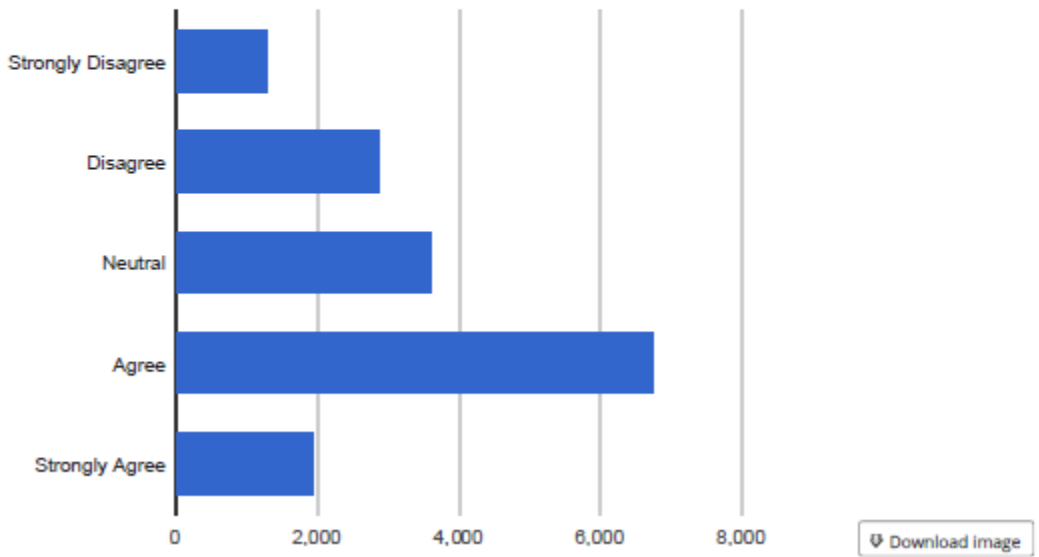
Counts/frequency: Strongly Disagree (16, 3.9%), Disagree (54, 13.0%), Neutral (93, 22.5%), Agree (181, 43.7%), Strongly Agree (70, 16.9%)



It is easy to buy healthy foods in this county. (*healthyfood*)

Total Count (N)	Missing*	Unique
411	3 (0.7%)	5

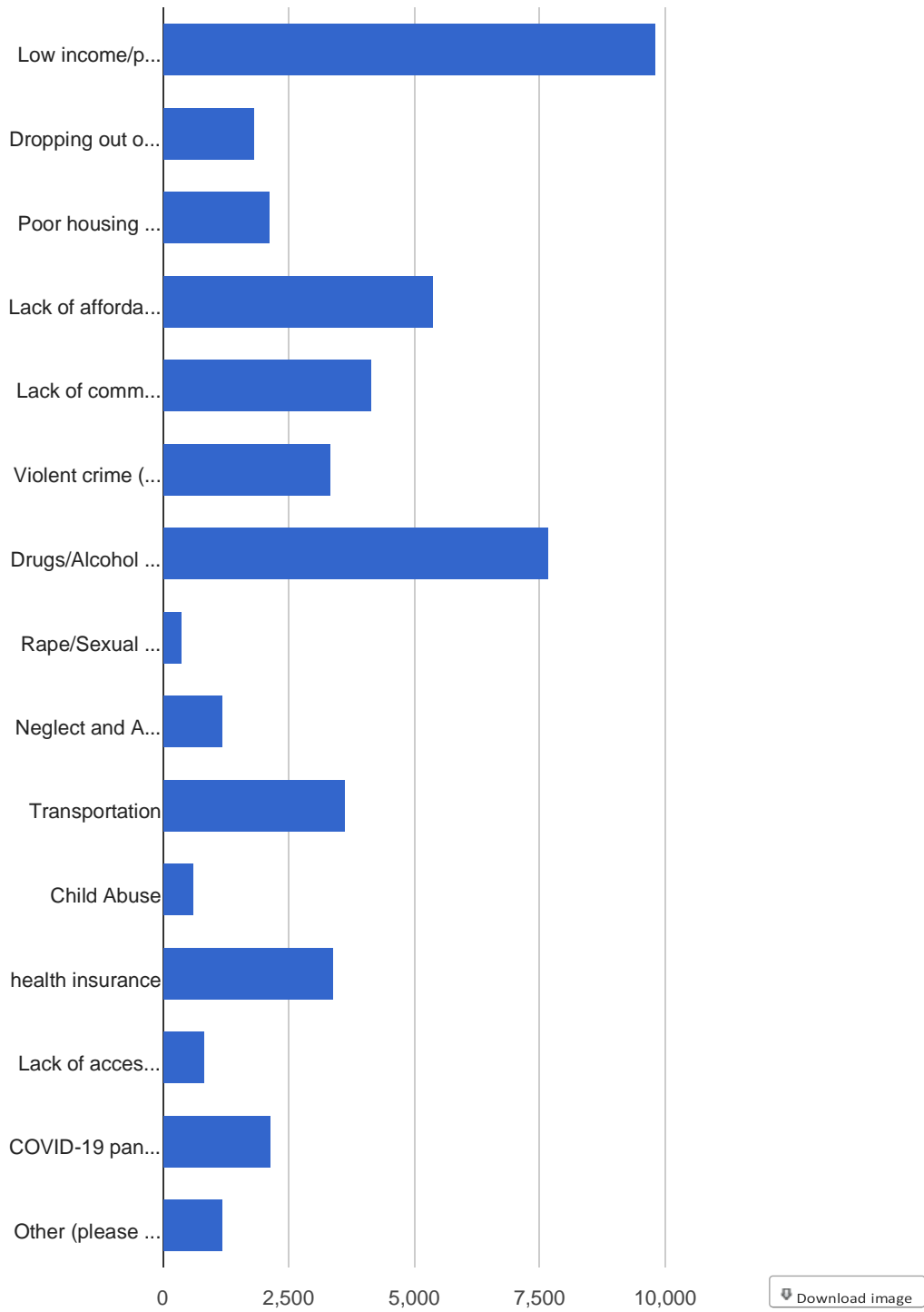
Counts/frequency: **Strongly Disagree** (23, 5.6%), **Disagree** (83, 20.2%), **Neutral** (82, 20.0%), **Agree** (162, 39.4%), **Strongly Agree** (61, 14.8%)



Please select the top 3 issues which have the highest impact on quality of life in this county. (*topissues*)

Total Count (N)	Missing*	Unique
412	2 (0.5%)	15

Counts/frequency: **Low income/poverty** (209, 50.7%), **Dropping out of school** (31, 7.5%), **Poor housing conditions** (37, 9.0%), **Lack of a ordable housing** (143, 34.7%), **Lack of community resources** (100, 24.3%), **Violent crime (murder, assault)** **Theft** (40, 9.7%), **Drugs/Alcohol (Substance Use)** (183, 44.4%), **Rape/Sexual Assault** (9, 2.2%), **Neglect and Abuse** (36, 8.7%), **Transportation** (145, 35.2%), **Child Abuse** (24, 5.8%), **health insurance** (106, 25.7%), **Lack of access to enough food** (25, 6.1%), **COVID-19 pandemic** (65, 15.8%), **Other (please specify)** (32, 7.8%)



[Download image](#)

Other (*topthreeother1*)

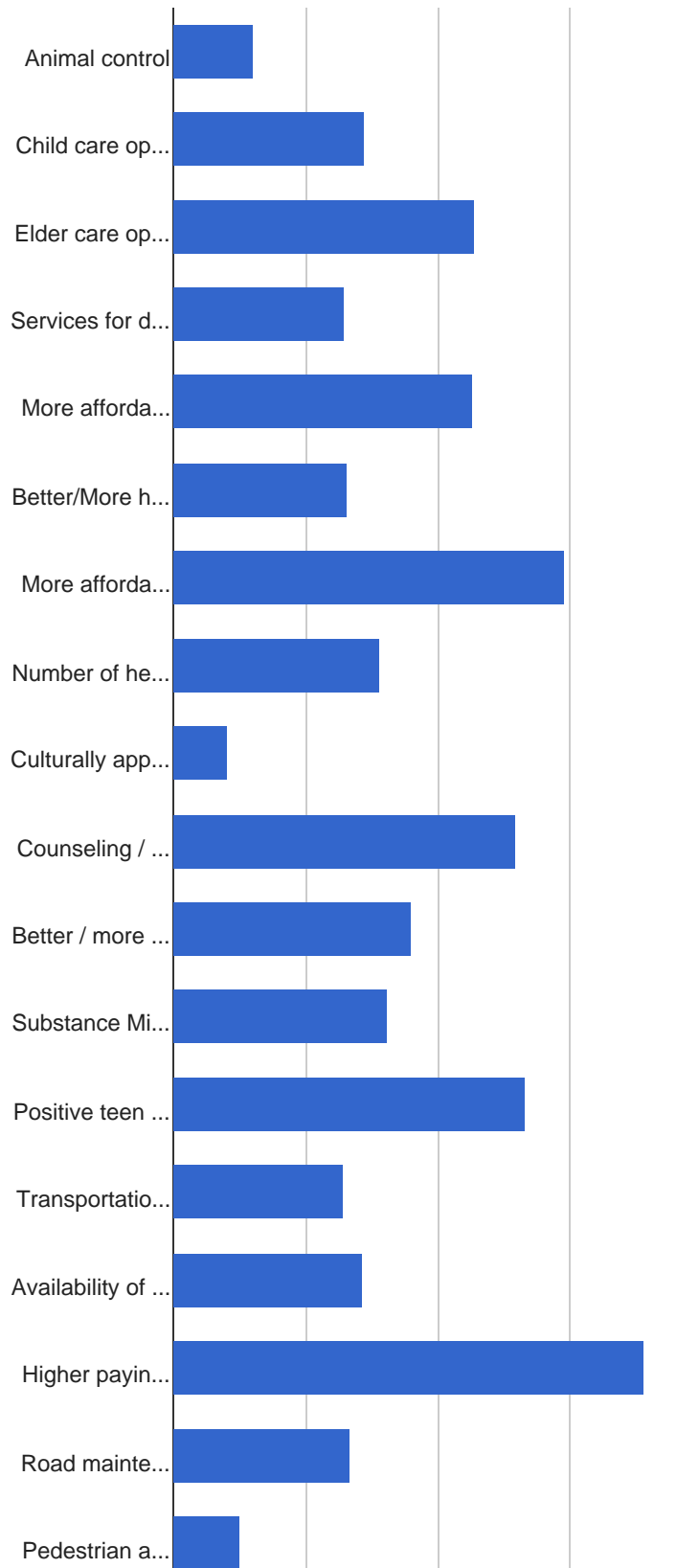
Total Count (N)	Missing*
26	388 (93.7%)

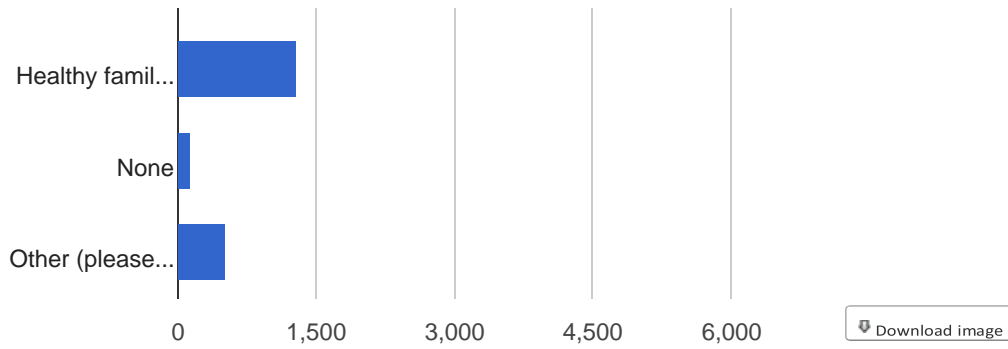
Please select what you feel are the top 3 services that need the most improvement in your community.

(improvements)

Total Count (N)	Missing*	Unique
414	0 (0.0%)	21

Counts/frequency: Animal control (23, 5.6%), Child care options (43, 10.4%), Elder care options (86, 20.8%), Services for disabled people (45, 10.9%), More a ordable health services (87, 21.0%), Better/More healthy food choices (73, 17.6%), More a ordable / better housing (108, 26.1%), Number of healthcare providers (34, 8.2%), Culturally appropriate health services (23, 5.6%), Counseling / mental and behavioral health / support groups (99, 23.9%), Better / more recreational facilities (parks, trails, community centers) (67, 16.2%), Substance Misuse Services/ Recovery Support (54, 13.0%), Positive teen activities (83, 20.0%), Transportation options (89, 21.5%), Availability of employment (24, 5.8%), Higher paying employment (127, 30.7%), Road maintenance (75, 18.1%), Pedestrian and cyclist road safety (19, 4.6%), Healthy family activities (39, 9.4%), None (5, 1.2%), Other (please specify) (15, 3.6%)





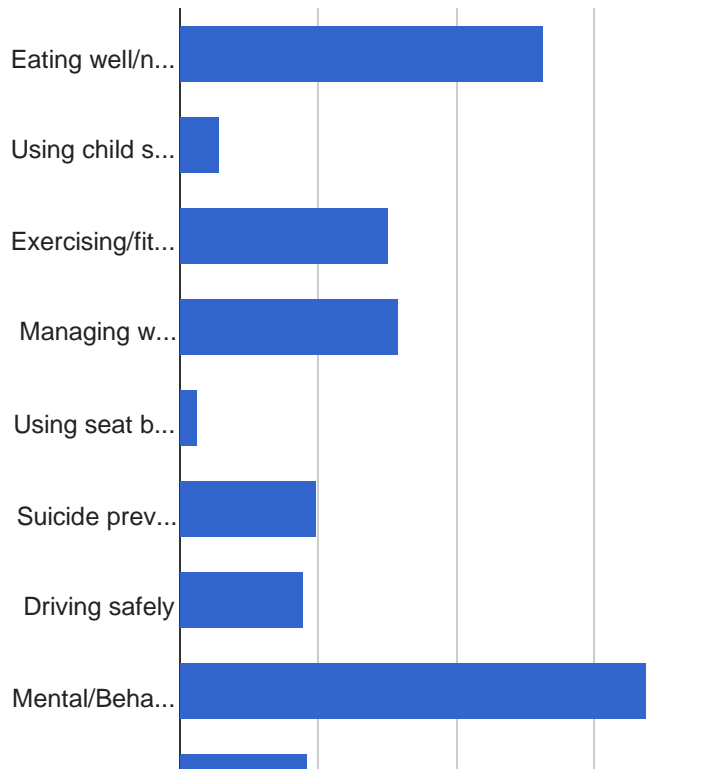
Other (*improvement_other*)

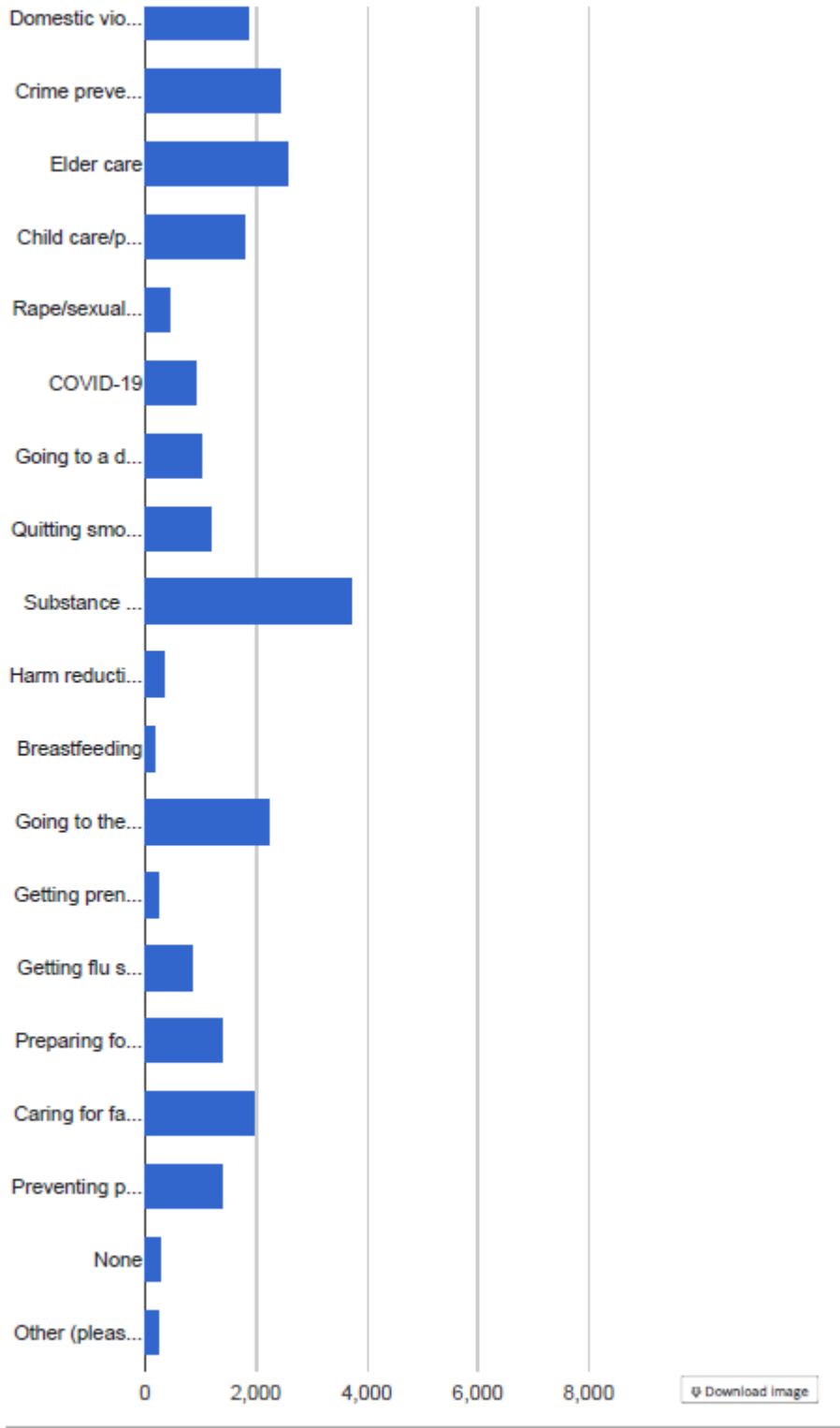
Total Count (N)	Missing*
11	403 (97.3%)

Please select the top 3 health behaviors that you feel people in your community need more information about. (*health_behavin*)

Total Count (N)	Missing*	Unique
414	0 (0.0%)	27

Counts/frequency: Eating well/nutrition (156, 37.7%), Using child safety car seats (14, 3.4%), Exercising/tness (80, 19.3%), Managing weight (79, 19.1%), Using seat belts (6, 1.4%), Suicide prevention (33, 8.0%), Driving safely (68, 16.4%), Mental/Behavioral Health (177, 42.8%), Domestic violence prevention (47, 11.4%), Crime prevention (28, 6.8%), Elder care (74, 17.9%), Child care/parenting (35, 8.5%), Rape/sexual abuse prevention (20, 4.8%), COVID-19 (31, 7.5%), Going to a dentist for check-ups/preventive care (21, 5.1%), Quitting smoking/tobacco use prevention (44, 10.6%), Substance misuse prevention (73, 17.6%), Harm reduction (6, 1.4%), Breastfeeding (8, 1.9%), Going to the doctor for yearly check-ups and screenings (48, 11.6%), Getting prenatal care during pregnancy (7, 1.7%), Getting u shots and other vaccines (26, 6.3%), Preparing for an emergency/disaster (34, 8.2%), Caring for family members with special needs / disabilities (47, 11.4%), Preventing pregnancy and sexually transmitted diseases (safe sex) (34, 8.2%), None (6, 1.4%), Other (please specify) (9, 2.2%)





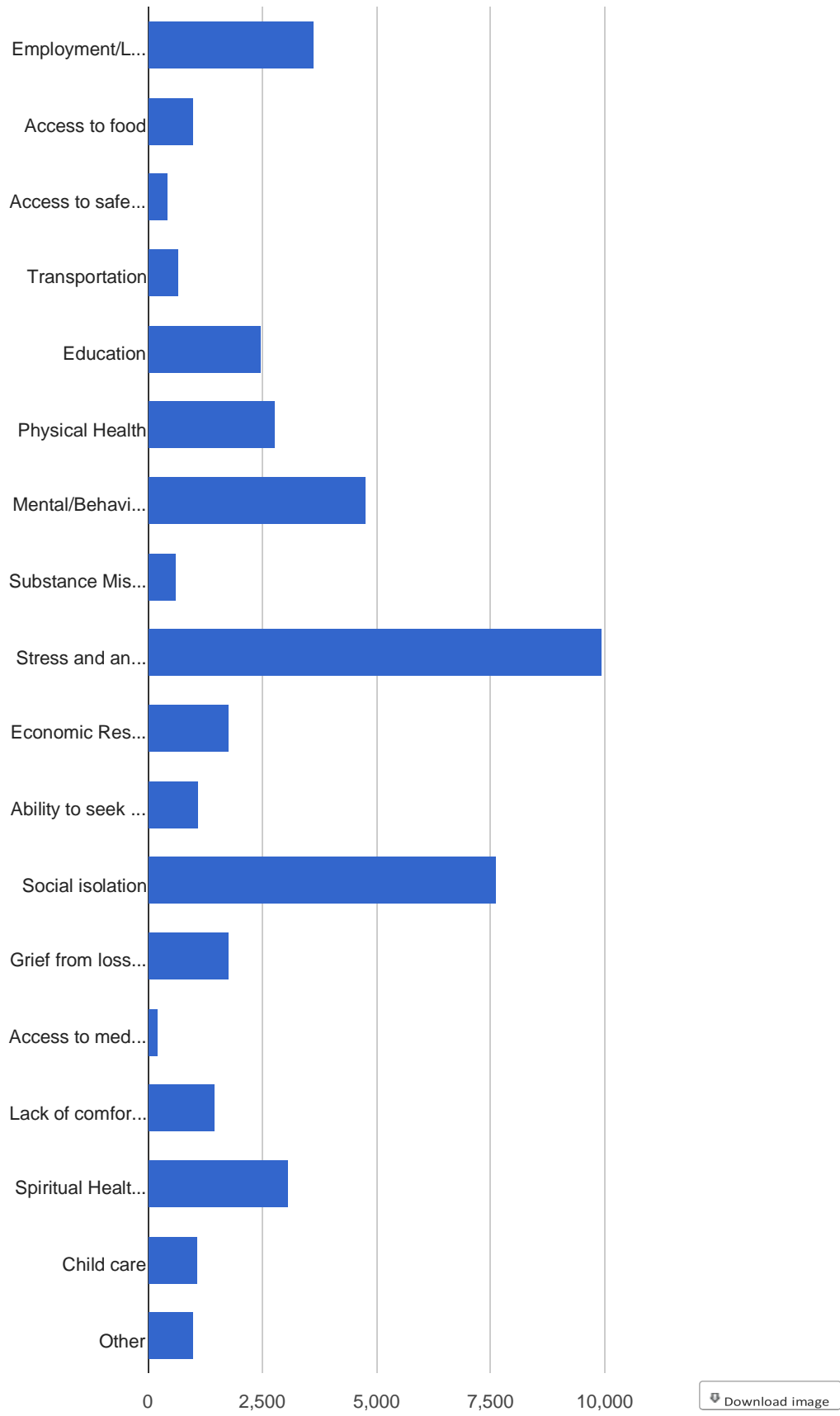
Other (*heath_behavin_other*)

Total Count (N)	Missing*
7	407 (98.3%)

Please select the top 3 areas where COVID-19 have impacted you most severely/significantly? *(covid)*

Total Count (N)	Missing*	Unique
413	1 (0.2%)	18

Counts/frequency: Employment/Loss of Job (80, 19.4%), Access to food (28, 6.8%), Access to safe housing (7, 1.7%), Transportation (15, 3.6%), Education (57, 13.8%), Physical Health (86, 20.8%), Mental/Behavioral Health (134, 32.4%), Substance Misuse (13, 3.1%), Stress and anxiety (263, 63.7%), Economic Resources (32, 7.7%), Ability to seek medical care (24, 5.8%), Social isolation (199, 48.2%), Grief from loss of loved one (27, 6.5%), Access to medication (2, 0.5%), Lack of comfort in seeking medical care (38, 9.2%), Spiritual Health/Well-being (86, 20.8%), Child care (31, 7.5%), Other (28, 6.8%)



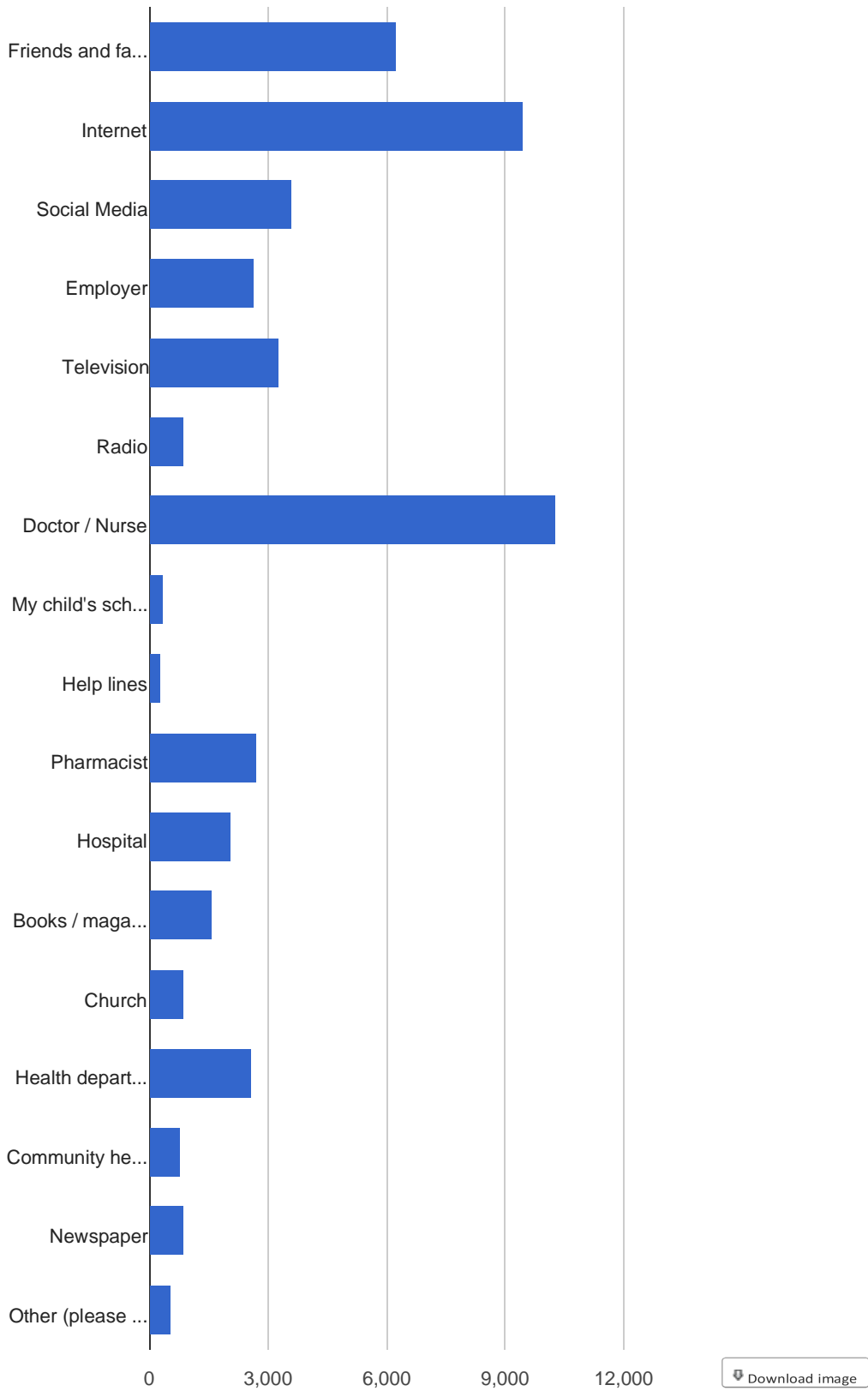
Other (*other_covid*)

Total Count (N)	Missing*
16	398 (96.1%)

Where do you get most of your health-related information? (Please check all that apply)*(health_info)*

Total Count (N)	Missing*	Unique
414	0 (0.0%)	17

Counts/frequency: **Friends and family** (145, 35.0%), **Internet** (248, 59.9%), **Social Media** (101, 24.4%), **Employer** (95, 22.9%), **Television** (73, 17.6%), **Radio** (12, 2.9%), **Doctor / Nurse** (257, 62.1%), **My child's school** (7, 1.7%), **Help lines** (4, 1.0%), **Pharmacist** (59, 14.3%), **Hospital** (56, 13.5%), **Books / magazines** (44, 10.6%), **Church** (12, 2.9%), **Health department** (85, 20.5%), **Community health worker** (14, 3.4%), **Newspaper** (14, 3.4%), **Other (please specify)** (14, 3.4%)



[Download image](#)

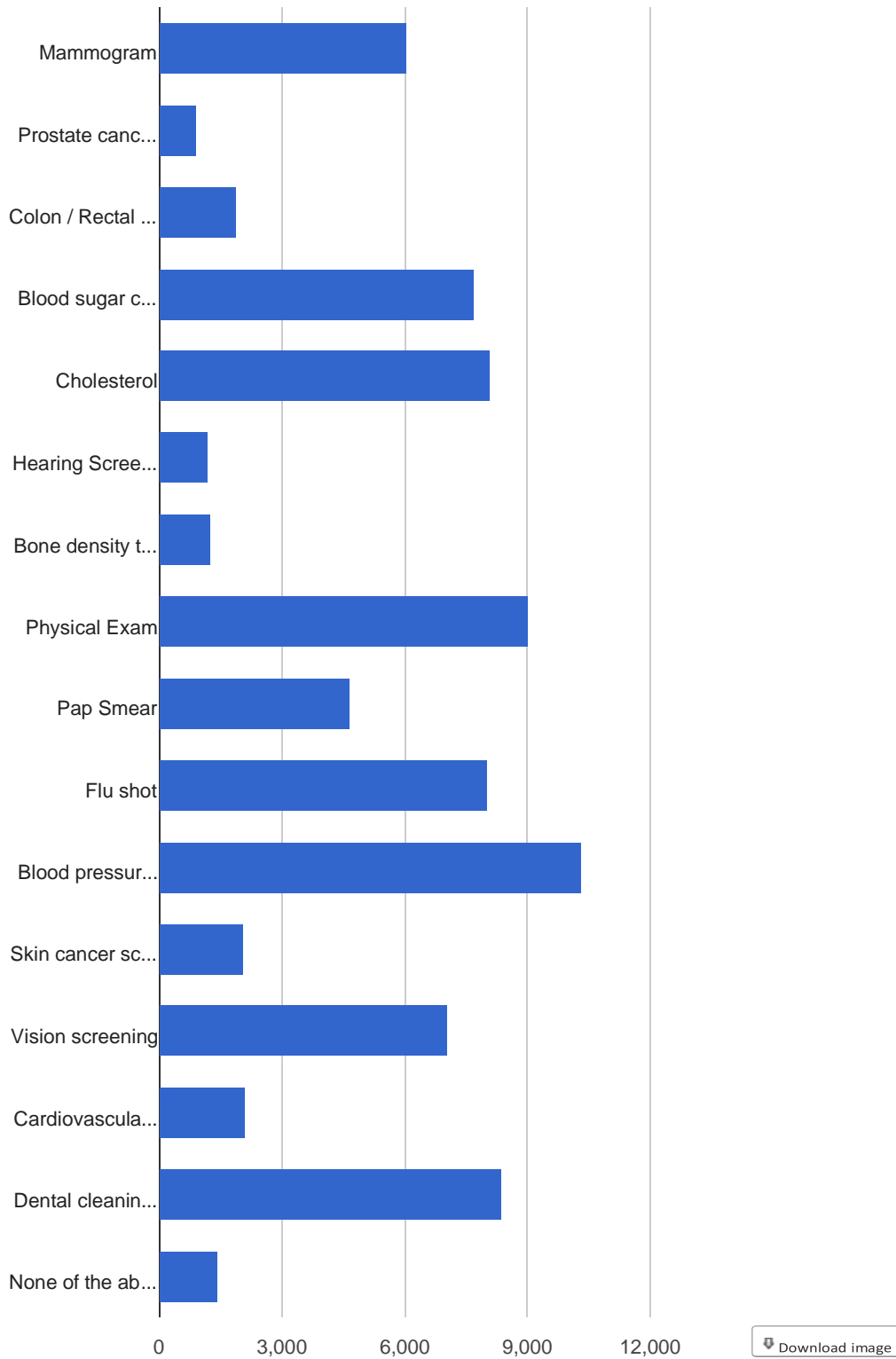
Other (*health_info_other*)

Total Count (N)	Missing*
10	404 (97.6%)

Which of the following preventative services have you had in the past 12 months? (Check all that apply) (*prevent_services*)

Total Count (N)	Missing*	Unique
413	1 (0.2%)	16

Counts/frequency: Mammogram (169, 40.9%), Prostate cancer screening (15, 3.6%), Colon / Rectal exam (36, 8.7%), Blood sugar check (205, 49.6%), Cholesterol (228, 55.2%), Hearing Screening (24, 5.8%), Bone density test (34, 8.2%), Physical Exam (257, 62.2%), Pap Smear (132, 32.0%), Flu shot (241, 58.4%), Blood pressure check (266, 64.4%), Skin cancer screening (52, 12.6%), Vision screening (228, 55.2%), Cardiovascular screening (55, 13.3%), Dental cleaning / x-rays (263, 63.7%), None of the above (26, 6.3%)

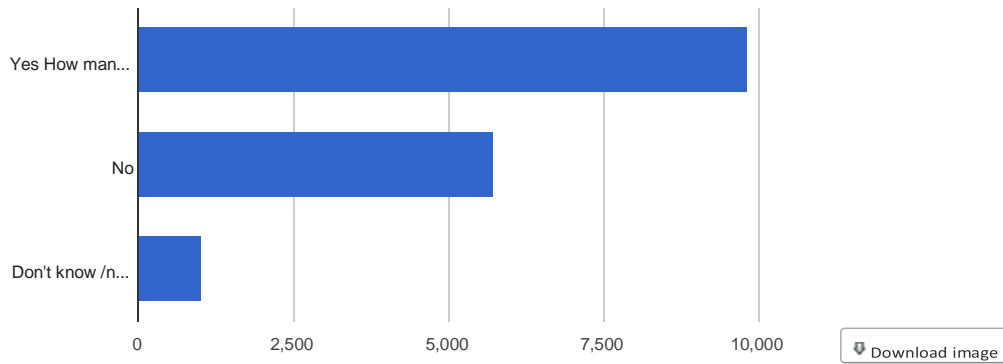


[Download image](#)

During a normal week, other than in your regular job, do you engage in any physical activity or exercise that lasts at least a half an hour? (Please select only one) *(physicalactivity)*

Total Count (N)	Missing*	Unique
414	0 (0.0%)	3

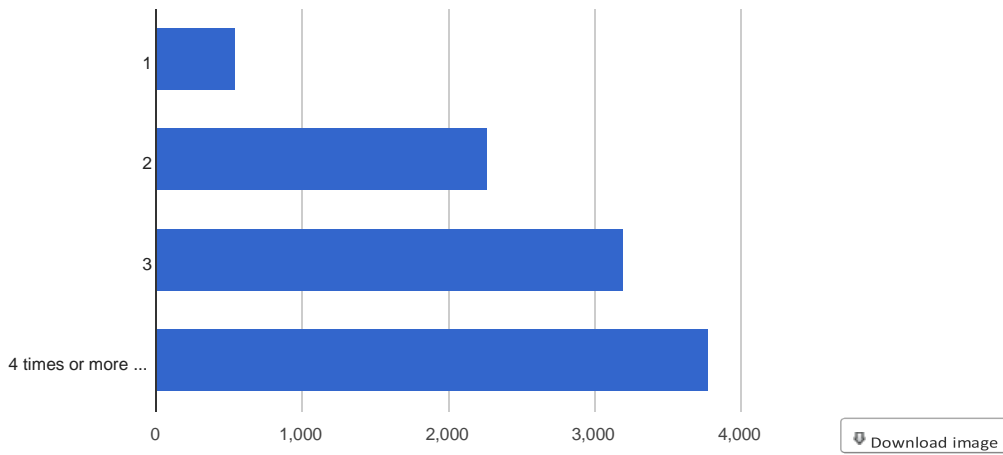
Counts/frequency: Yes How many times per week? (277, 66.9%), No (121, 29.2%), Don't know /not sure (16, 3.9%)



How many times per week? (*exercisetimesweek*)

Total Count (N)	Missing*	Unique
277	137 (33.1%)	4

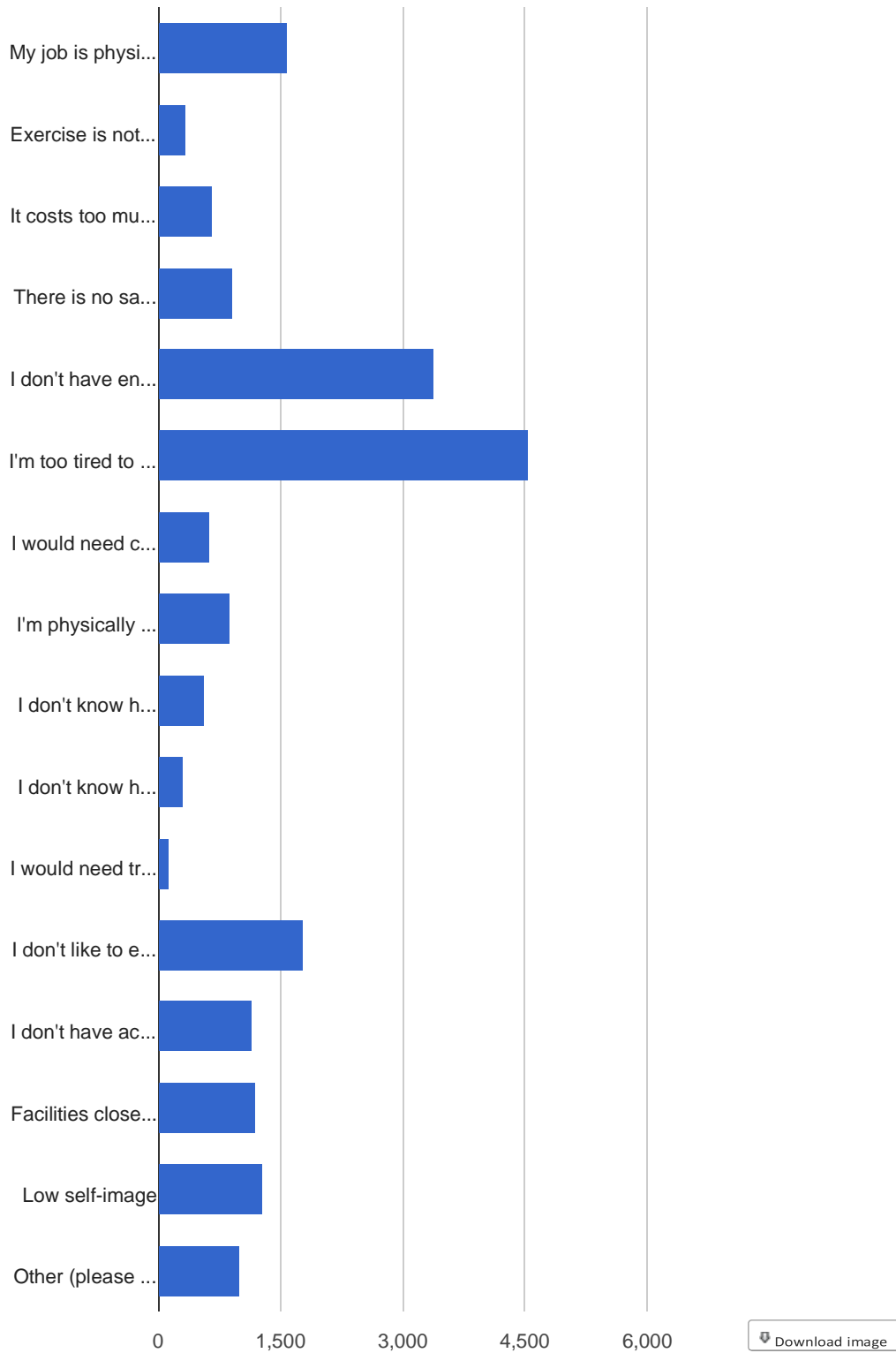
Counts/frequency: 1 (16, 5.8%), 2 (66, 23.8%), 3 (96, 34.7%), 4 times or more per week (99, 35.7%)



If you do not exercise at least a half hour a few days each week, please select the reasons why you do not exercise? (Please select all that apply) (*notexercise*)

Total Count (N)	Missing*	Unique
266	148 (35.7%)	16

Counts/frequency: My job is physical or hard labor. (40, 15.0%), Exercise is not important to me. (8, 3.0%), It costs too much to exercise. (21, 7.9%), There is no safe place to exercise. (18, 6.8%), I don't have enough time to exercise. (101, 38.0%), I'm too tired to exercise. (146, 54.9%), I would need child care and I don't have it. (26, 9.8%), I'm physically disabled. (14, 5.3%), I don't know how to nd exercise partners. (18, 6.8%), I don't know how to safely (8, 3.0%), I would need transportation and I don't have it. (2, 0.8%), I don't like to exercise. (56, 21.1%), I don't have access to a facility that has the things I need, like a pool, golf course, or a track. (30, 11.3%), Facilities closed due to COVID 19 (30, 11.3%), Low self-image (39, 14.7%), Other (please specify) (28, 10.5%)



[Download image](#)

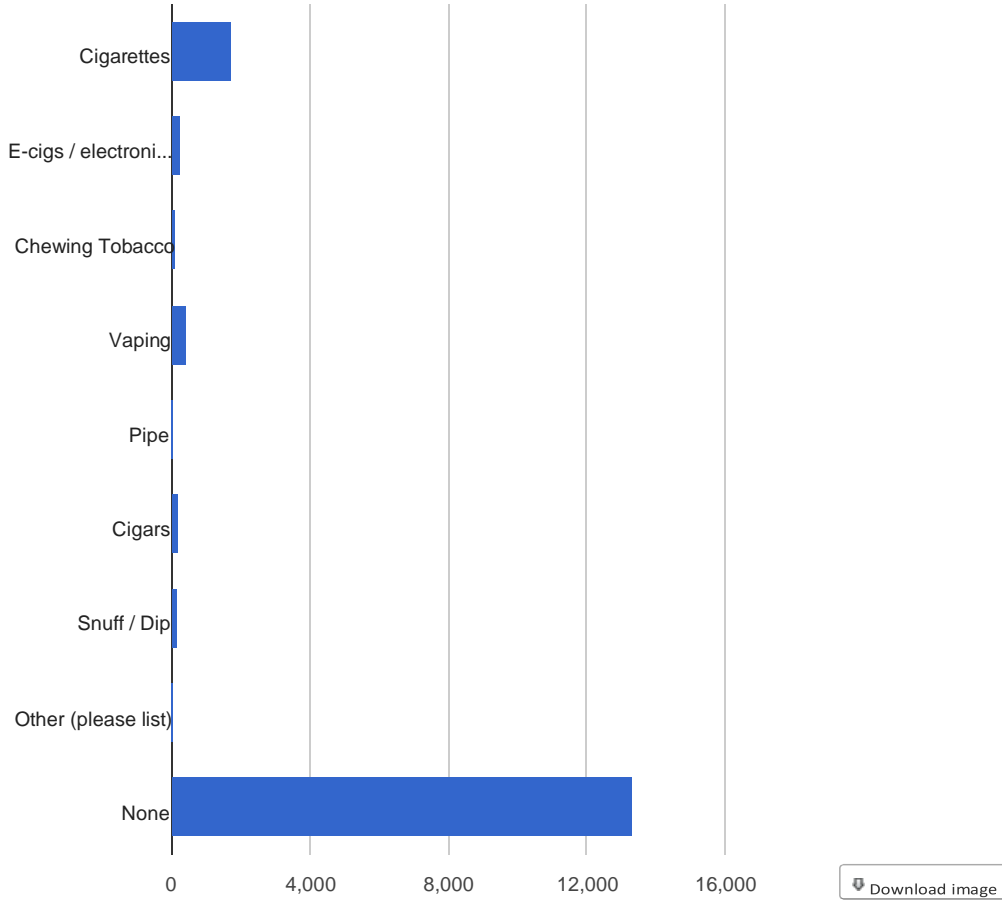
Other (*exercise_other*)

Total Count (N)	Missing*
25	389 (94.0%)

Please select any tobacco product you currently use, (*please_select_any_tobacco*)

Total Count (N)	Missing*	Unique
405	9 (2.2%)	7

Counts/frequency: Cigarettes (40, 9.9%), E-cigs / electronic cigarettes (16, 4.0%), Chewing Tobacco (0, 0.0%), Vaping (8, 2.0%), Pipe (0, 0.0%), Cigars (2, 0.5%), Snuff / Dip (3, 0.7%), Other (please list) (1, 0.2%), None (343, 84.7%)



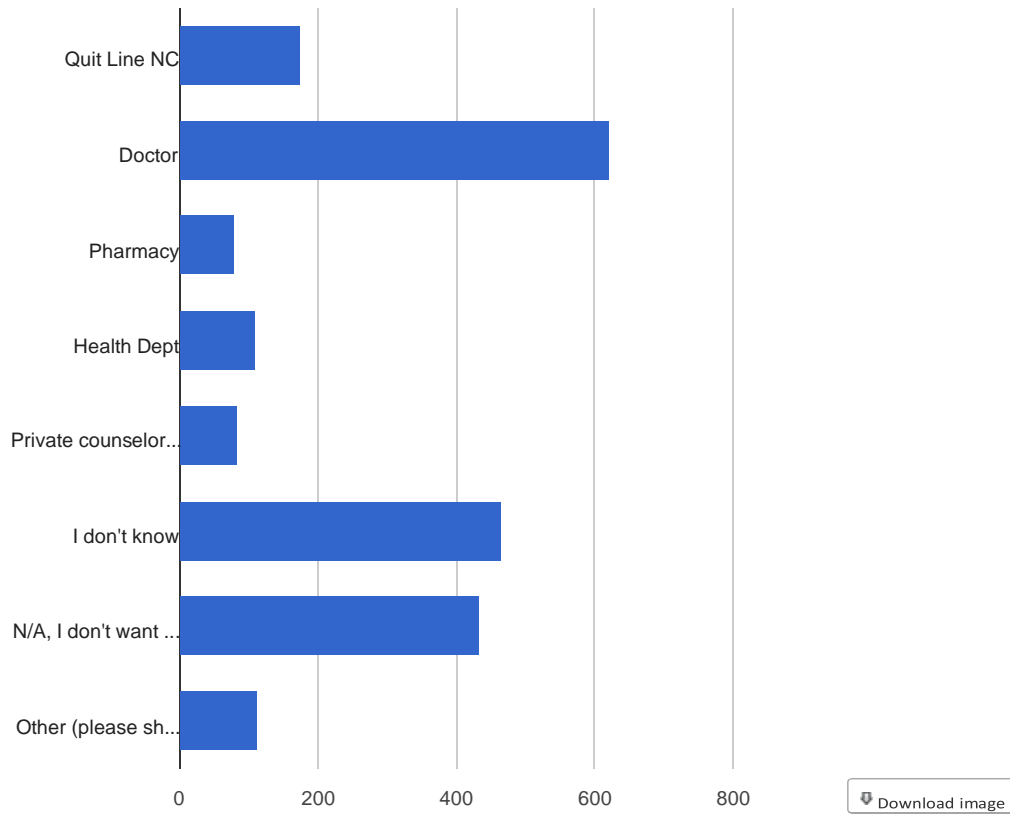
Other (please list) (*other_please_list*)

Total Count (N)	Missing*
1	413 (99.8%)

Where would you go for help if you wanted to quit? (*quit*)

Total Count (N)	Missing*	Unique
61	353 (85.3%)	8

Counts/frequency: Quit Line NC (1, 1.6%), Doctor (20, 32.8%), Pharmacy (4, 6.6%), Health Dept (5, 8.2%), Private counselor / therapist (2, 3.3%), I don't know (14, 23.0%), N/A, I don't want to quit (8, 13.1%), Other (please share more) (7, 11.5%)



[Download image](#)

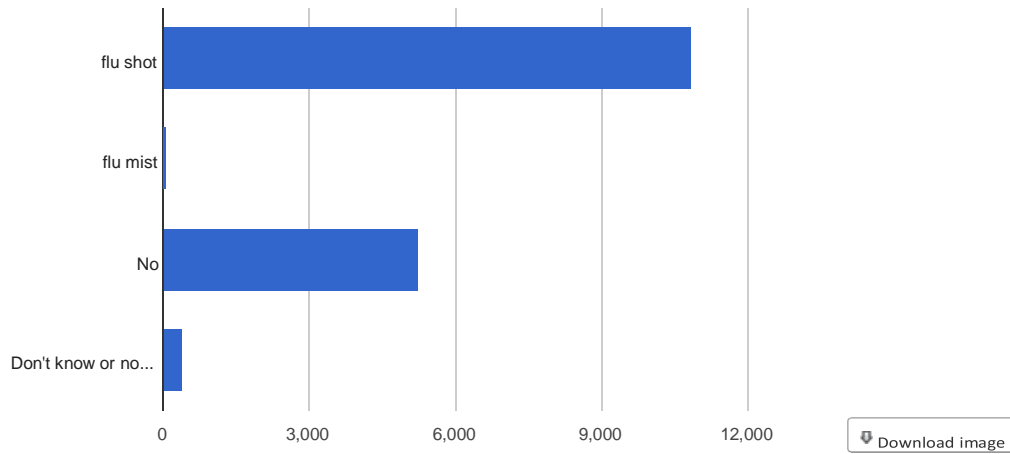
Other: (*quit_other*)

Total Count (N)	Missing*
7	407 (98.3%)

An influenza /flu vaccine can be a " u shot" injected into your arm or a spray like "Flu Mist" which is sprayed into your nose. During the past 12 months, have you received a seasonal u vaccine? (Choose only one) (u)

Total Count (N)	Missing*	Unique
414	0 (0.0%)	4

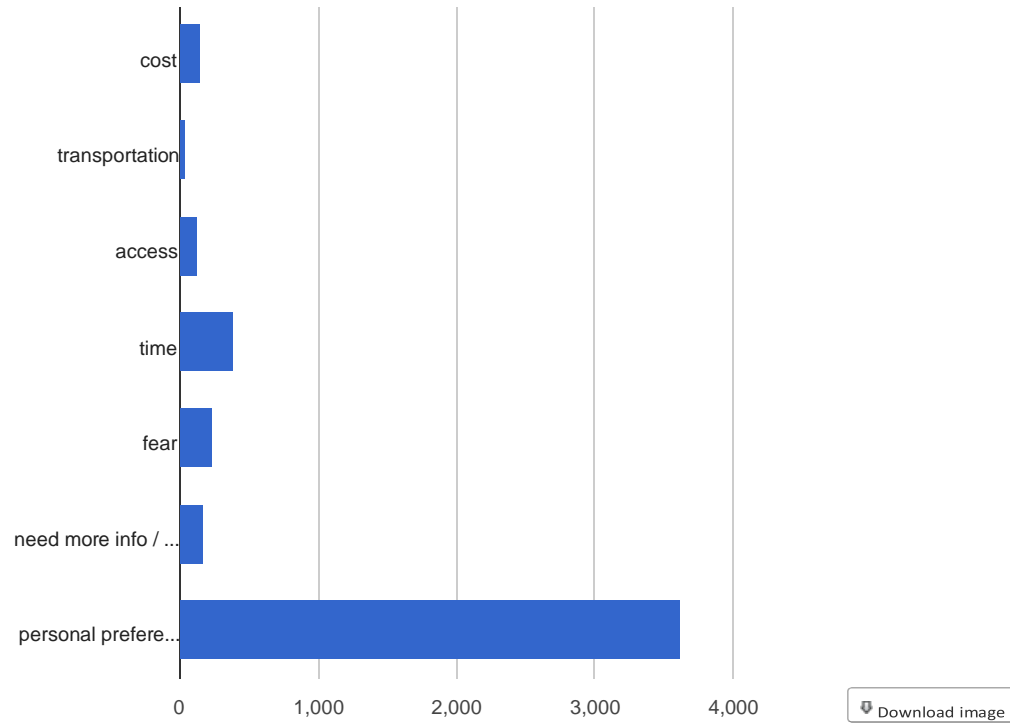
Counts/frequency: **u shot** (313, 75.6%), **u mist** (1, 0.2%), **No** (96, 23.2%), **Don't know or not sure** (4, 1.0%)



If you did not get your flu vaccine, why not? Please check any barriers. *(flu barriers)*

Total Count (N)	Missing*	Unique
87	327 (79.0%)	6

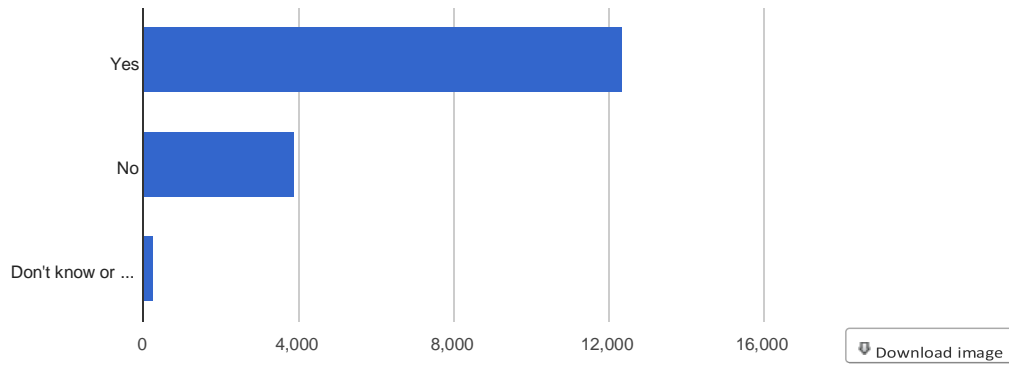
Counts/frequency: cost (6, 6.9%), transportation (0, 0.0%), access (1, 1.1%), time (3, 3.4%), fear (3, 3.4%), need more info / have questions (2, 2.3%), personal preference (72, 82.8%)



Have you had a COVID-19 vaccine? *(covidshot)*

Total Count (N)	Missing*	Unique
414	0 (0.0%)	3

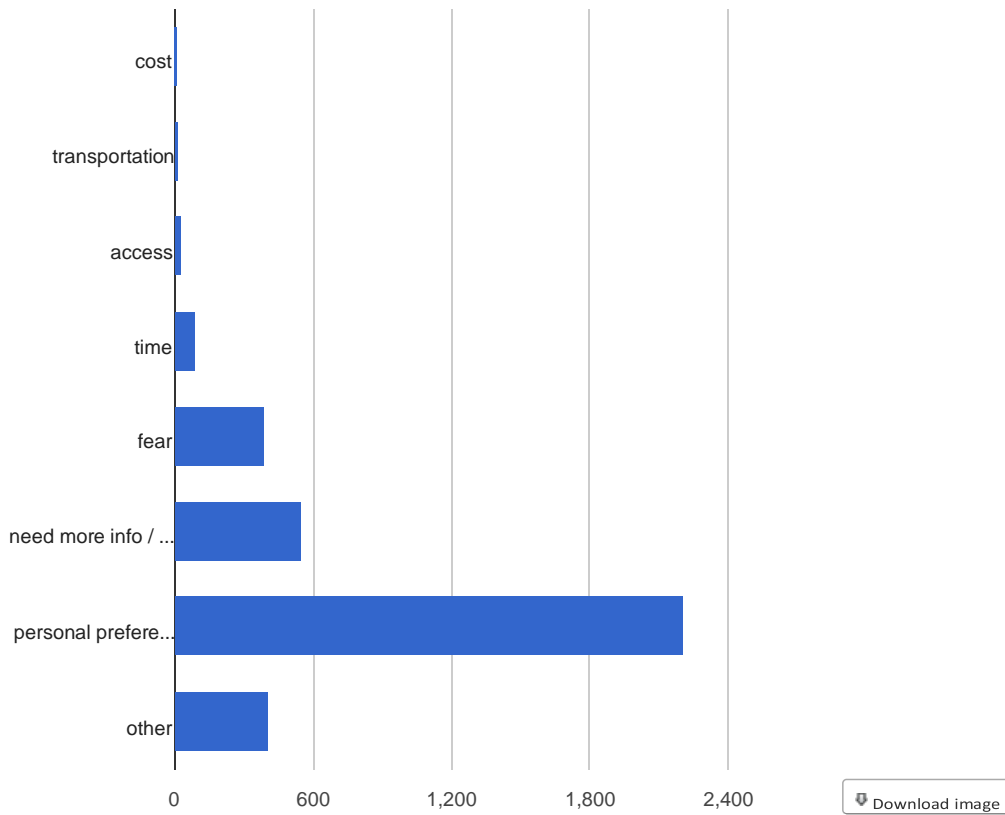
Counts/frequency: Yes (330, 79.7%), No (81, 19.6%), Don't know or not sure (3, 0.7%)



If you did not get your COVID-19 vaccine, why not? Please check any barriers. *(covidyesskip)*

Total Count (N)	Missing*	Unique
80	334 (80.7%)	5

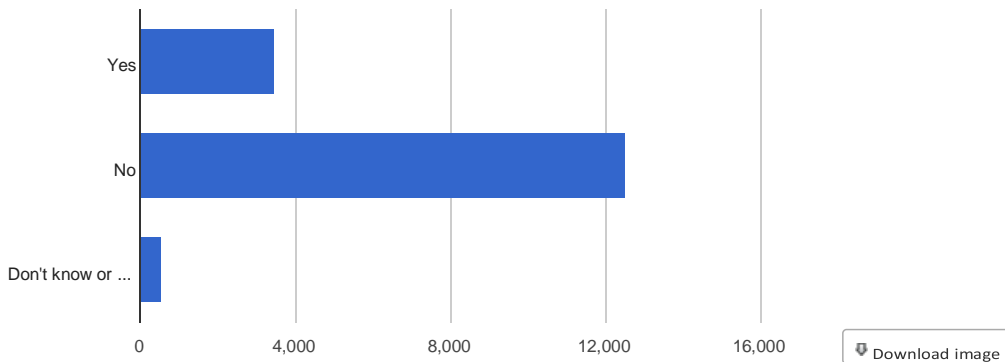
Counts/frequency: cost (0, 0.0%), transportation (0, 0.0%), access (0, 0.0%), time (3, 3.8%), fear (7, 8.8%), need more info / have questions (10, 12.5%), personal preference (46, 57.5%), other (14, 17.5%)



In the past 12 months, did you have a problem getting the health care you needed for you personally or for a family member from any type of health care provider, dentist, pharmacy, or other facility? (Please choose only one) *(healthcarehelp)*

Total Count (N)	Missing*	Unique
413	1 (0.2%)	3

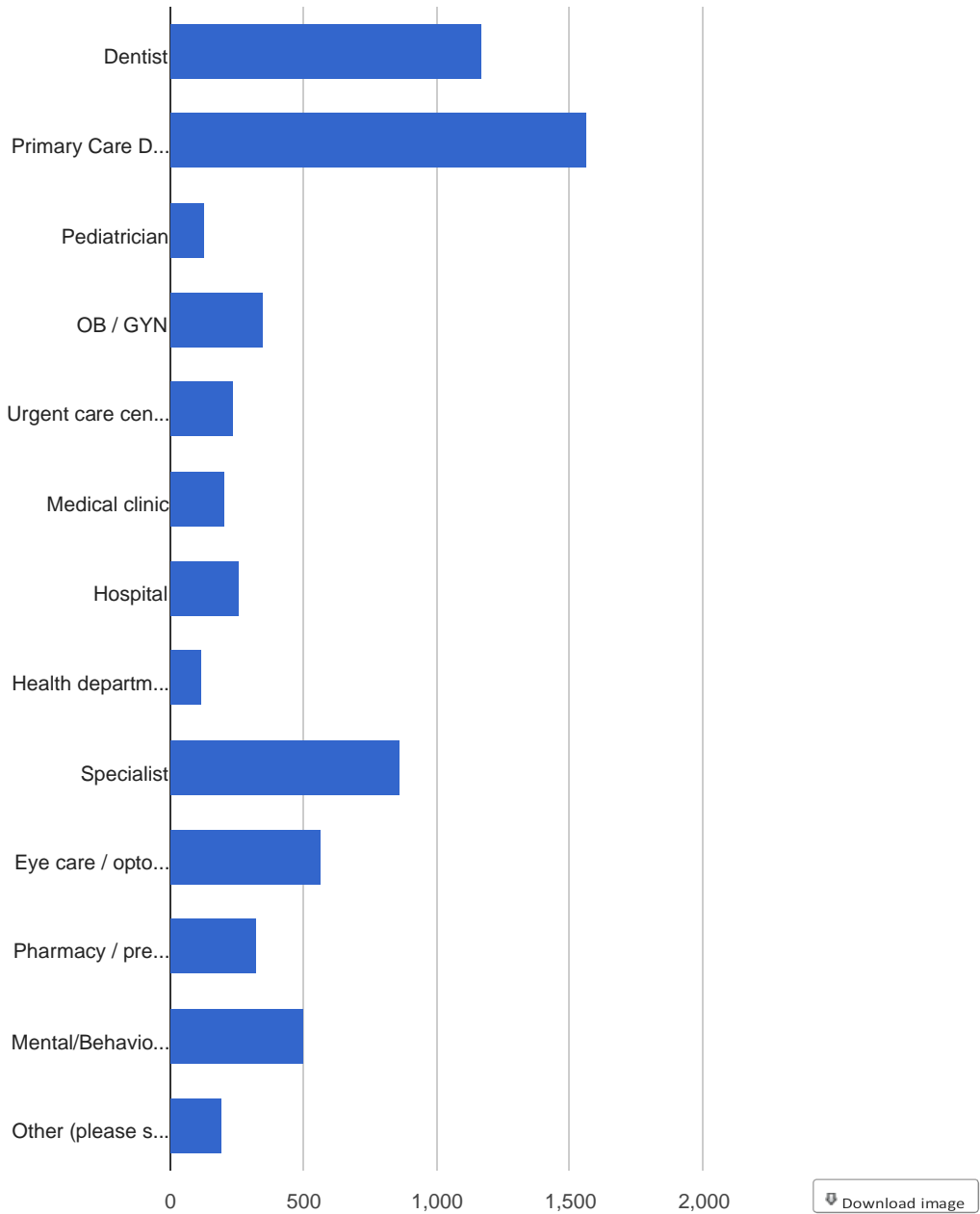
Counts/frequency: Yes (102, 24.7%), No (307, 74.3%), Don't know or not sure (4, 1.0%)



If yes, what type of provider or facility did you have trouble getting healthcare from? (Please choose all that apply) *(healthcareproviderhelp)*

Total Count (N)	Missing*	Unique
98	316 (76.3%)	13

Counts/frequency: Dentist (33, 33.7%), Primary Care Doctor (55, 56.1%), Pediatrician (9, 9.2%), OB / GYN (10, 10.2%), Urgent care center (3, 3.1%), Medical clinic (4, 4.1%), Hospital (6, 6.1%), Health department (6, 6.1%), Specialist (26, 26.5%), Eye care / optometrist / ophthalmologist (16, 16.3%), Pharmacy / prescriptions (11, 11.2%), Mental/Behavioral Health Providers (15, 15.3%), Other (please share more) (5, 5.1%)



Other *(healthcareprovider_other)*

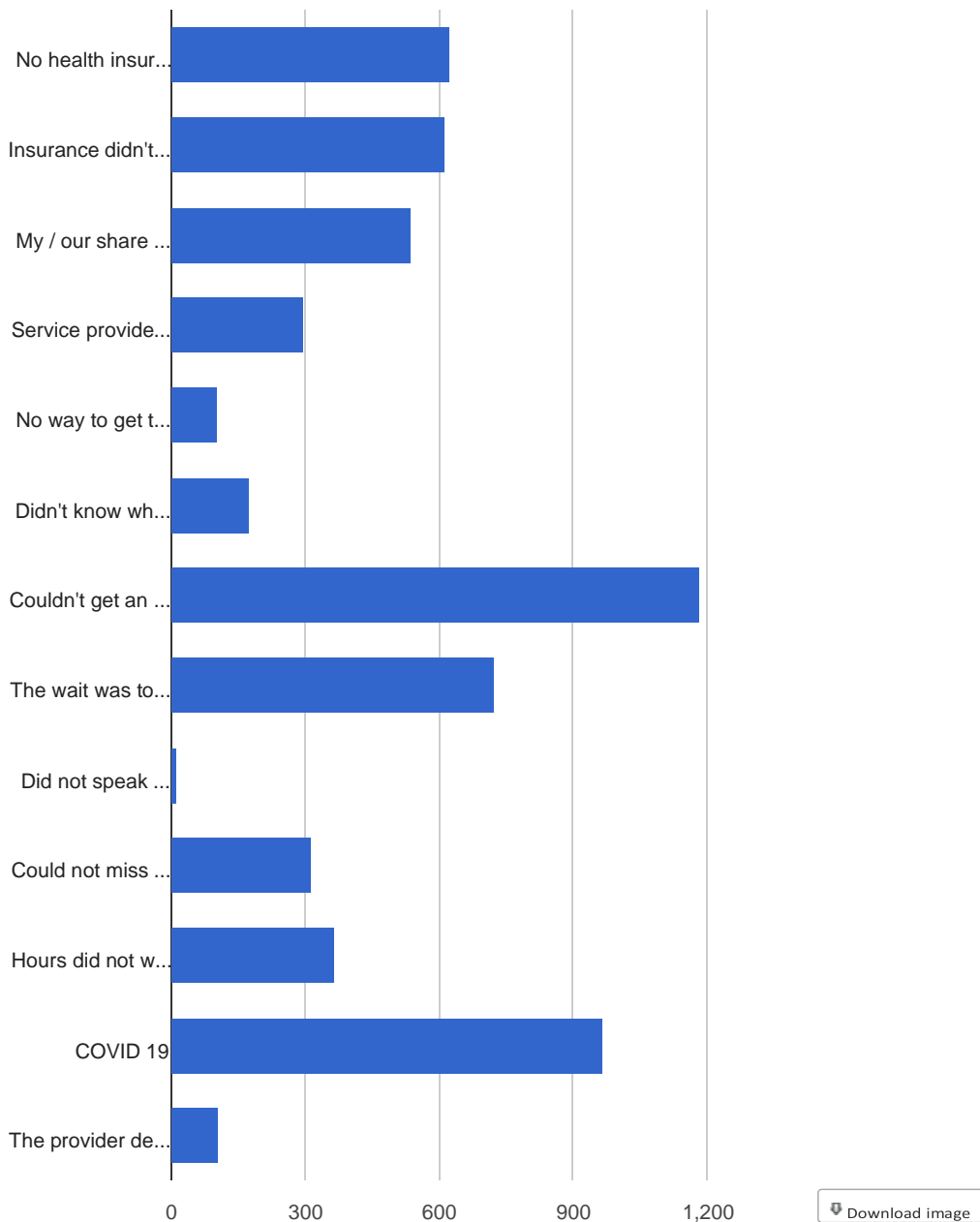
Total Count (N)	Missing*

5	409 (98.8%)
---	-----------------------------

Which of these problems prevented you from getting the necessary health care? (Please choose all that apply) *(healthcarewhichproblems)*

Total Count (N)	Missing*	Unique
108	306 (73.9%)	13

No health insurance (17, 15.7%), Insurance didn't cover what I / we needed. (23, 21.3%), My / our share of the cost (deductible / co-pay) was too high. (22, 20.4%), Service provider would not take my / our insurance or Medicaid. (12, 11.1%), No way to get there. (2, 1.9%), Didn't know where to go (5, 4.6%), Couldn't get an appointment (38, 35.2%), The wait was too long (17, 15.7%), Did not speak my language (2, 1.9%), Could not miss work to go (12, 11.1%), Hours did not work with my availability (12, 11.1%), COVID 19 (46, 42.6%), The provider denied me care or treated me in a discriminatory manner because of a protected status (age, race, sexual preference, disease, etc.) (4, 3.7%)

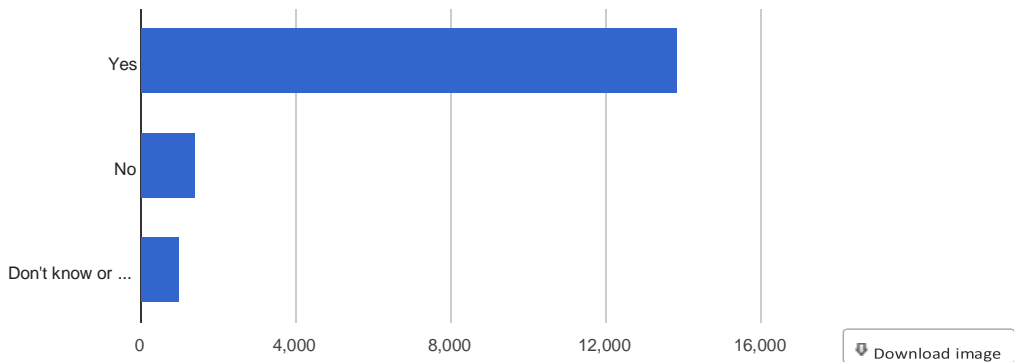


[Download image](#)

In a natural disaster (hurricane, flooding, tornado, etc.), do you feel like you know how to access or find the information you need to stay safe? (*naturaldisasteraccess*)

Total Count (N)	Missing*	Unique
413	1 (0.2%)	3

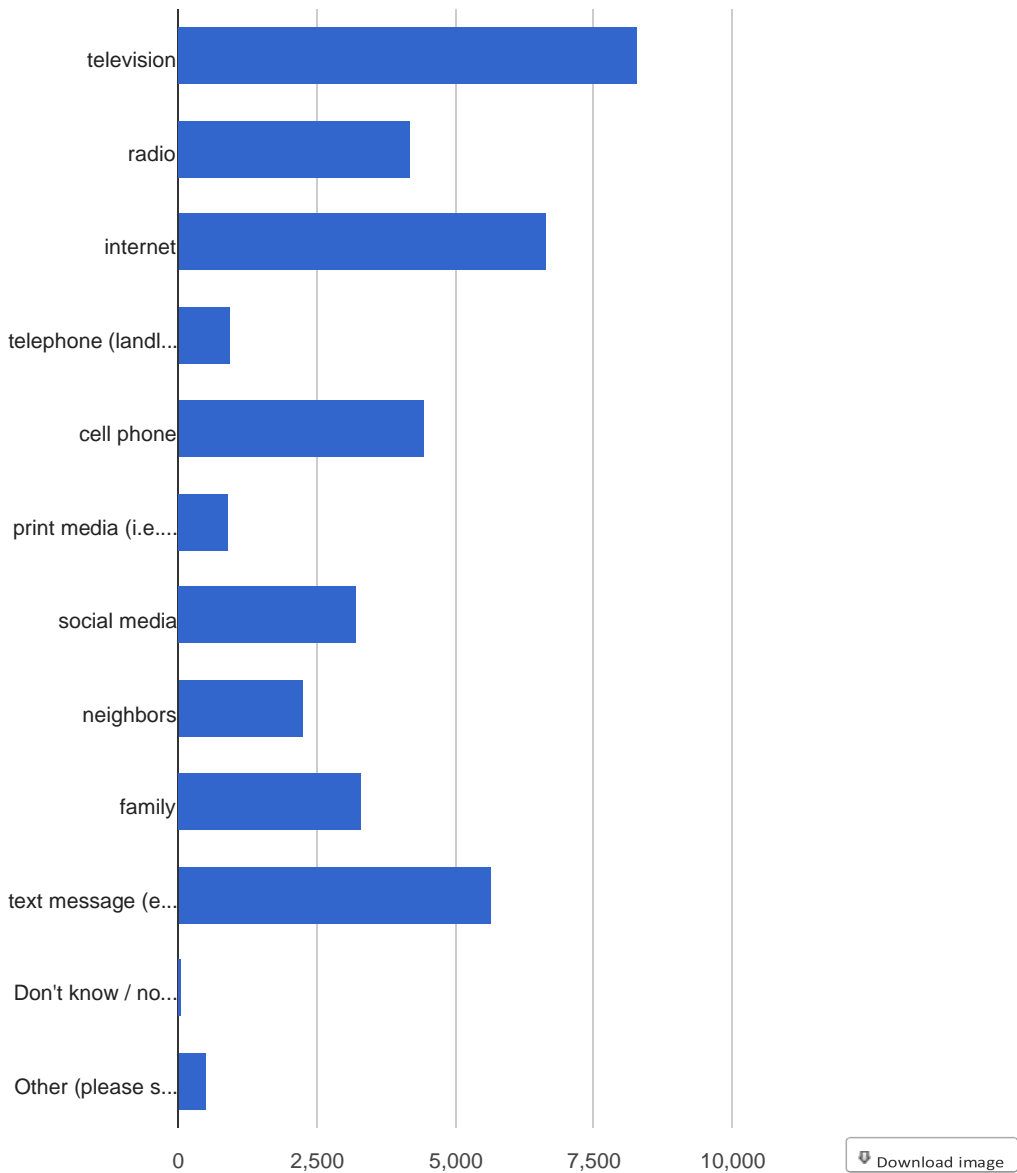
Counts/frequency: **Yes** (335, 81.1%), **No** (31, 7.5%), **Don't know or not sure** (47, 11.4%)



If so, where do you get your information to stay safe? *(naturaldisasterinfo)*

Total Count (N)	Missing*	Unique
338	76 (18.4%)	12

Counts/frequency: **television** (203, 60.1%), **radio** (105, 31.1%), **internet** (190, 56.2%), **telephone (landline)** (18, 5.3%), **cell phone** (120, 35.5%), **print media (i.e.. newspaper)** (10, 3.0%), **social media** (93, 27.5%), **neighbors** (45, 13.3%), **family** (87, 25.7%), **text message (emergency alert system)** (184, 54.4%), **Don't know / not sure** (1, 0.3%), **Other (please specify)** (5, 1.5%)



Other (*natural_disaster_other*)

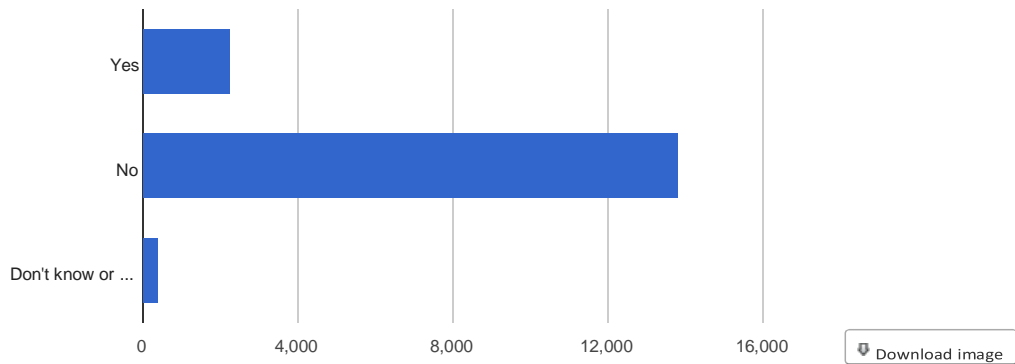
Total Count (N)	Missing*
5	409 (98.8%)

In the past 12 months, were you ever worried about whether your family's food would run out before you got money to buy more?

(Please choose only one) *(foodworried)*

Total Count (N)	Missing*	Unique
414	0 (0.0%)	3

Counts/frequency: **Yes** (53, 12.8%), **No** (354, 85.5%), **Don't know or not sure** (7, 1.7%)



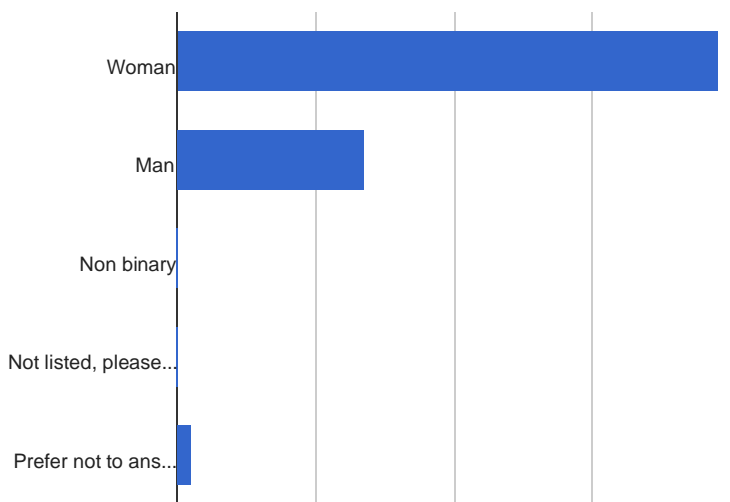
Is there anything else you would like for us to know about your community? *(anythingelse)*

Total Count (N)	Missing*
51	363 (87.7%)

How would you describe yourself? *(gender)*

Total Count (N)	Missing*	Unique
412	2 (0.5%)	3

Counts/frequency: **Woman** (338, 82.0%), **Man** (62, 15.0%), **Non binary** (0, 0.0%), **Not listed, please share more: _____** (0, 0.0%), **Prefer not to answer** (12, 2.9%)



0 3,000 6,000 9,000 12,000

Download image

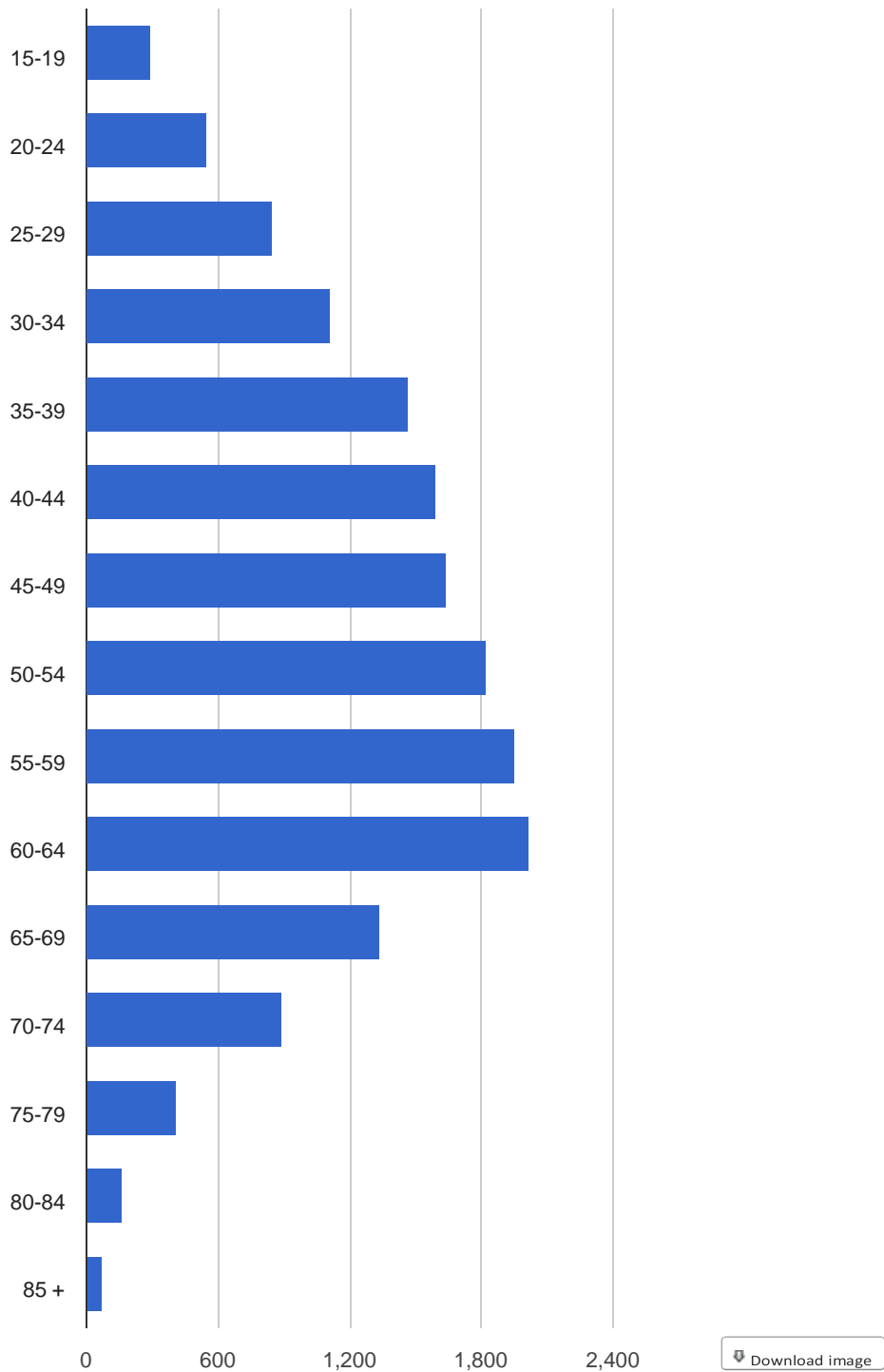
Please share more. (gender_other)

Total Count (N)	Missing*
0	414 (100.0%)

How old are you? (age)

Total Count (N)	Missing*	Unique
411	3 (0.7%)	15

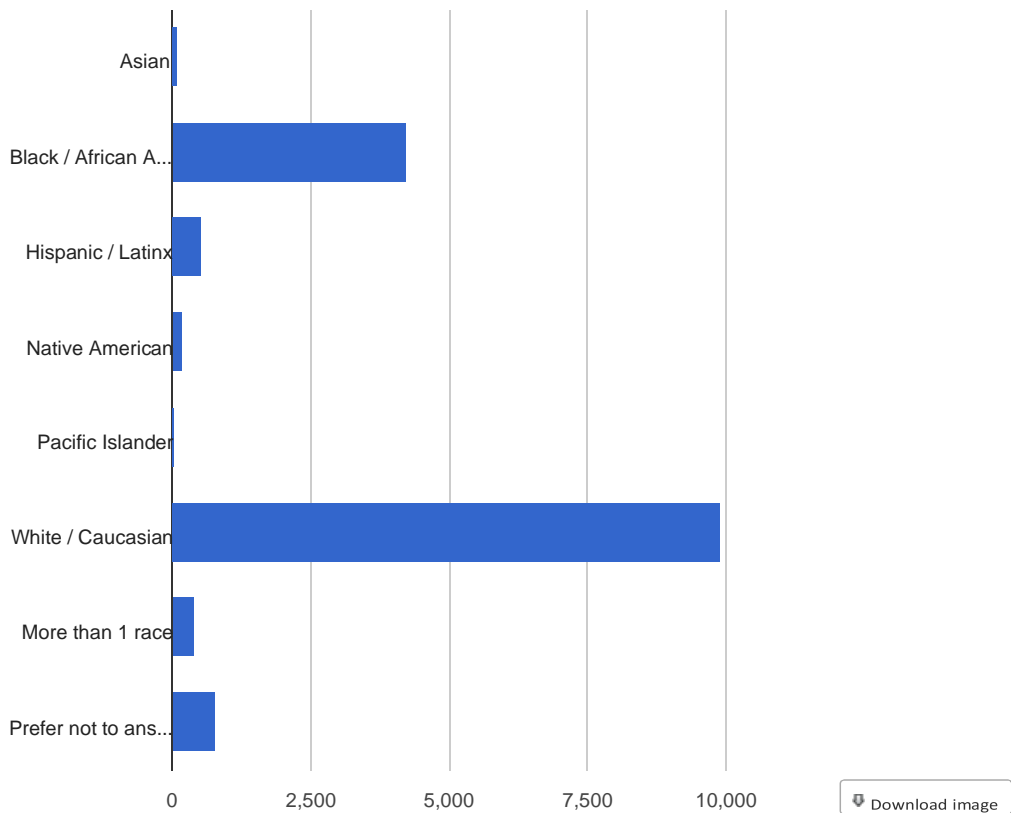
Counts/frequency: 15-19 (10, 2.4%), 20-24 (20, 4.9%), 25-29 (21, 5.1%), 30-34 (38, 9.2%), 35-39 (37, 9.0%), 40-44 (48, 11.7%), 45-49 (53, 12.9%), 50-54 (44, 10.7%), 55-59 (52, 12.7%), 60-64 (39, 9.5%), 65-69 (23, 5.6%), 70-74 (17, 4.1%), 75-79 (5, 1.2%), 80-84 (1, 0.2%), 85 + (3, 0.7%)



How do you describe your race/ethnicity? (*raceethnicity*)

Total Count (N)	Missing*	Unique
411	3 (0.7%)	7

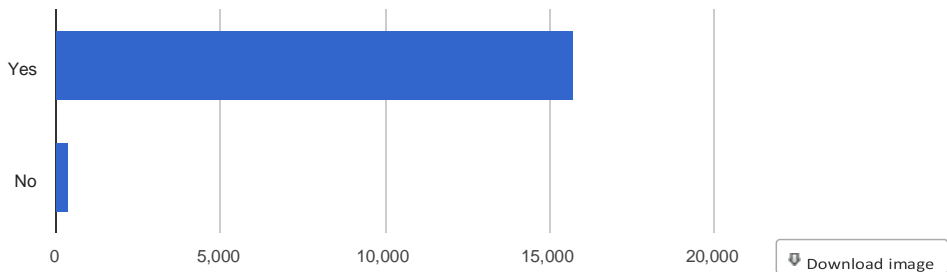
Counts/frequency: Asian (4, 1.0%), Black / African American (64, 15.6%), Hispanic / Latinx (28, 6.8%), Native American (2, 0.5%), Pacific Islander (0, 0.0%), White / Caucasian (295, 71.8%), More than 1 race (6, 1.5%), Prefer not to answer (12, 2.9%)



Is English the primary language spoken in your home? (language)

Total Count (N)	Missing*	Unique
411	3 (0.7%)	2

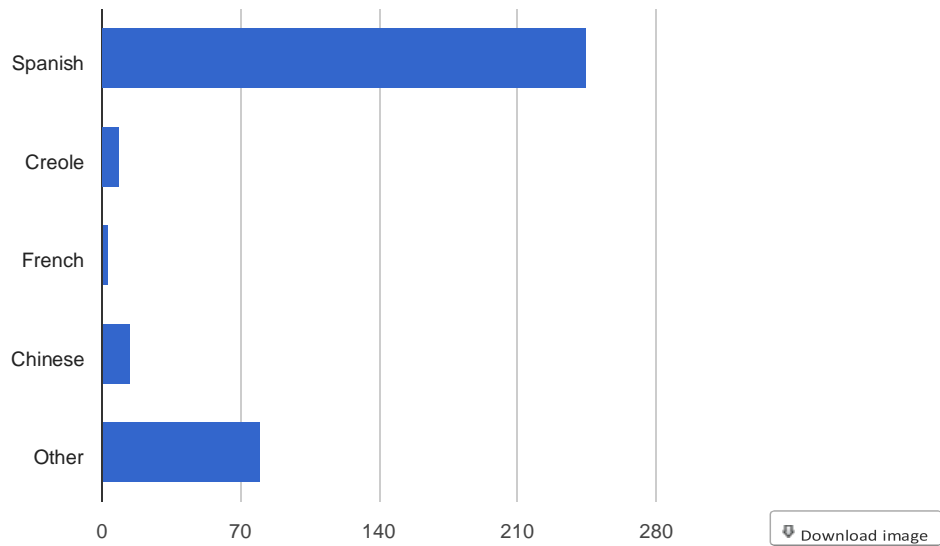
Counts/frequency: Yes (393, 95.6%), No (18, 4.4%)



If no, please share which primary language (language)

Total Count (N)	Missing*	Unique
16	398 (96.1%)	3

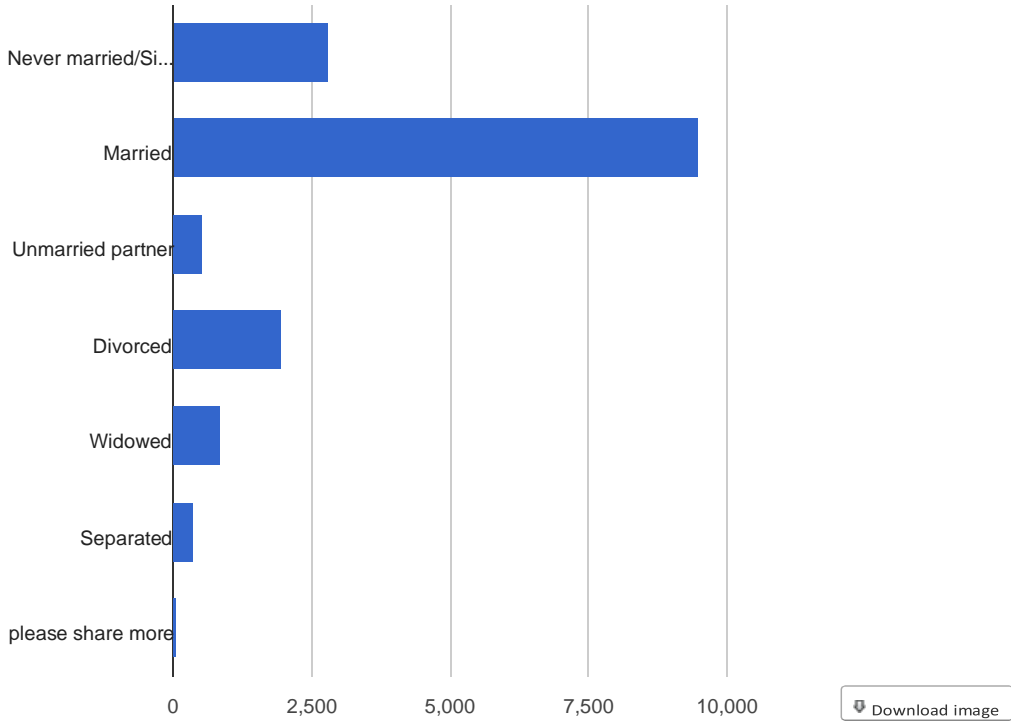
Counts/frequency: Spanish (13, 81.3%), Creole (1, 6.3%), French (0, 0.0%), Chinese (0, 0.0%), Other (2, 12.5%)



What is your marital status? (*marriagestatus*)

Total Count (N)	Missing*	Unique
408	6 (1.4%)	7

Counts/frequency: **Never married/Single** (68, 16.7%), **Married** (251, 61.5%), **Unmarried partner** (13, 3.2%), **Divorced** (52, 12.7%), **Widowed** (13, 3.2%), **Separated** (7, 1.7%), **please share more** (4, 1.0%)



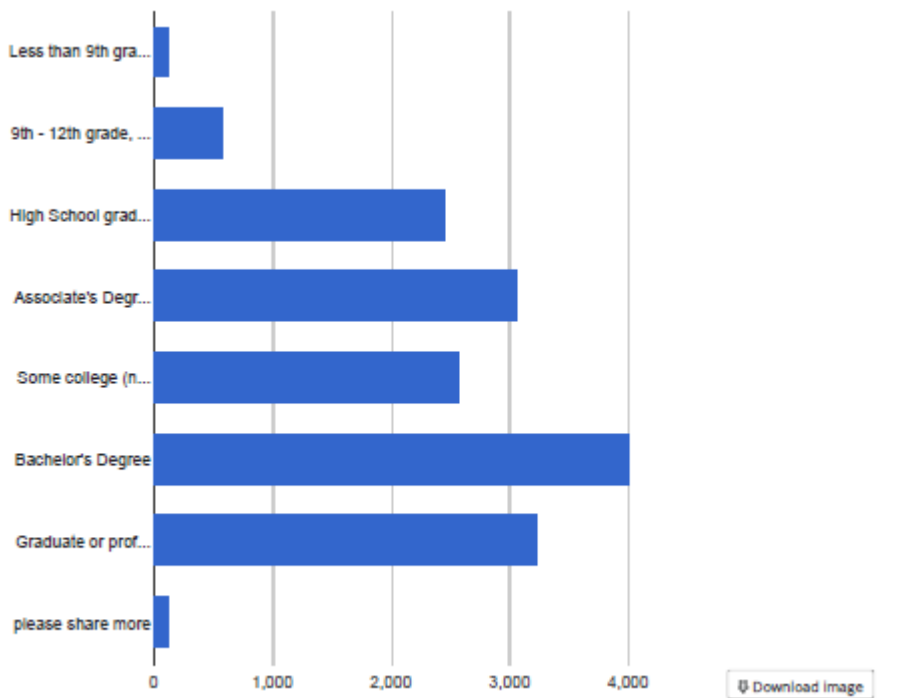
please share more. (*marital_other*)

Total Count (N)	Missing*
1	413 (99.8%)

What is the highest level of education you have completed? *(education)*

Total Count (N)	Missing*	Unique
410	4 (1.0%)	8

Counts/frequency: Less than 9th grade (4, 1.0%), 9th - 12th grade, no diploma (19, 4.6%), High School graduate (or GED/equivalent) (45, 11.0%), Associate's Degree or Vocational Training (82, 20.0%), Some college (no degree) (57, 13.9%), Bachelor's Degree (123, 30.0%), Graduate or professional degree (76, 18.5%), please share more (4, 1.0%)



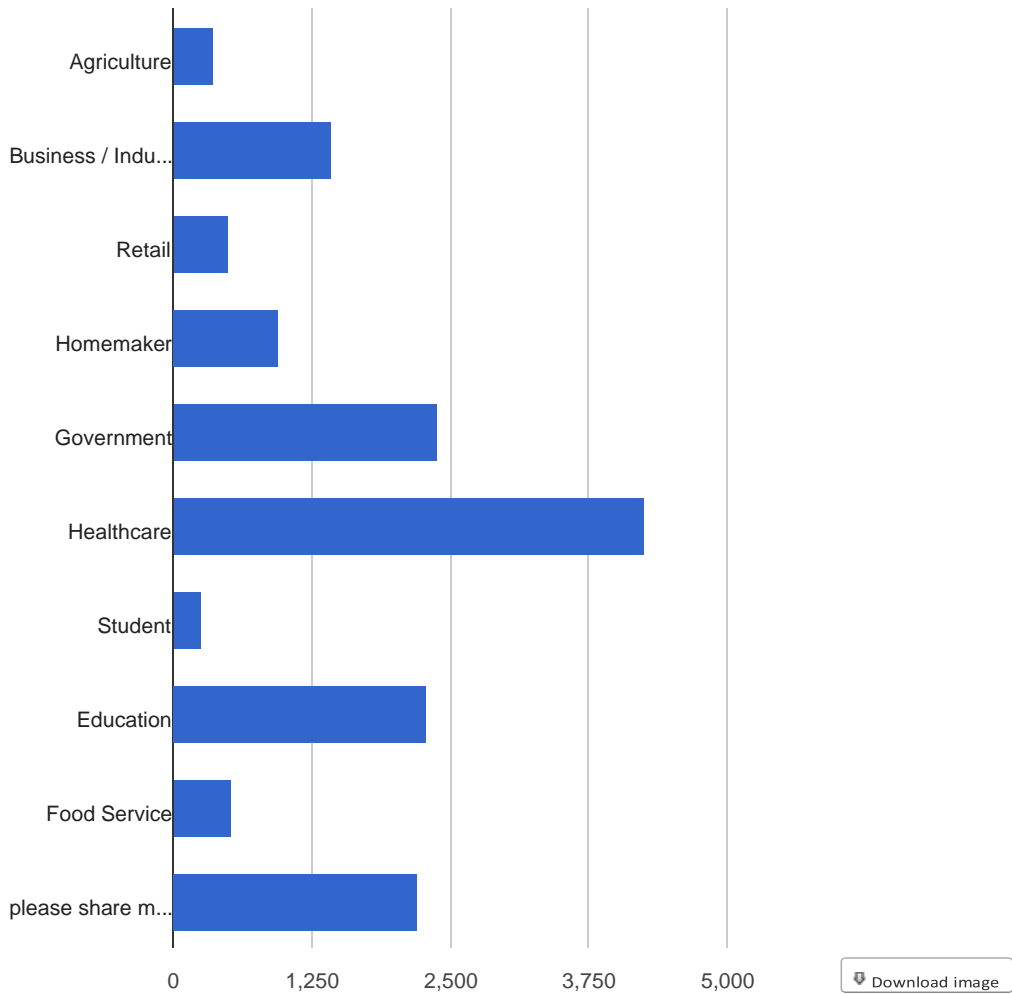
Please share more *(please_share_more)*

Total Count (N)	Missing*
4	410 (99.0%)

How is your current job best described? *(job)*

Total Count (N)	Missing*	Unique
392	22 (5.3%)	10

Counts/frequency: Agriculture (1, 0.3%), Business / Industry (30, 7.7%), Retail (21, 5.4%), Homemaker (38, 9.7%), Government (50, 12.8%), Healthcare (164, 41.8%), Student (6, 1.5%), Education (25, 6.4%), Food Service (8, 2.0%), please share more (49, 12.5%)



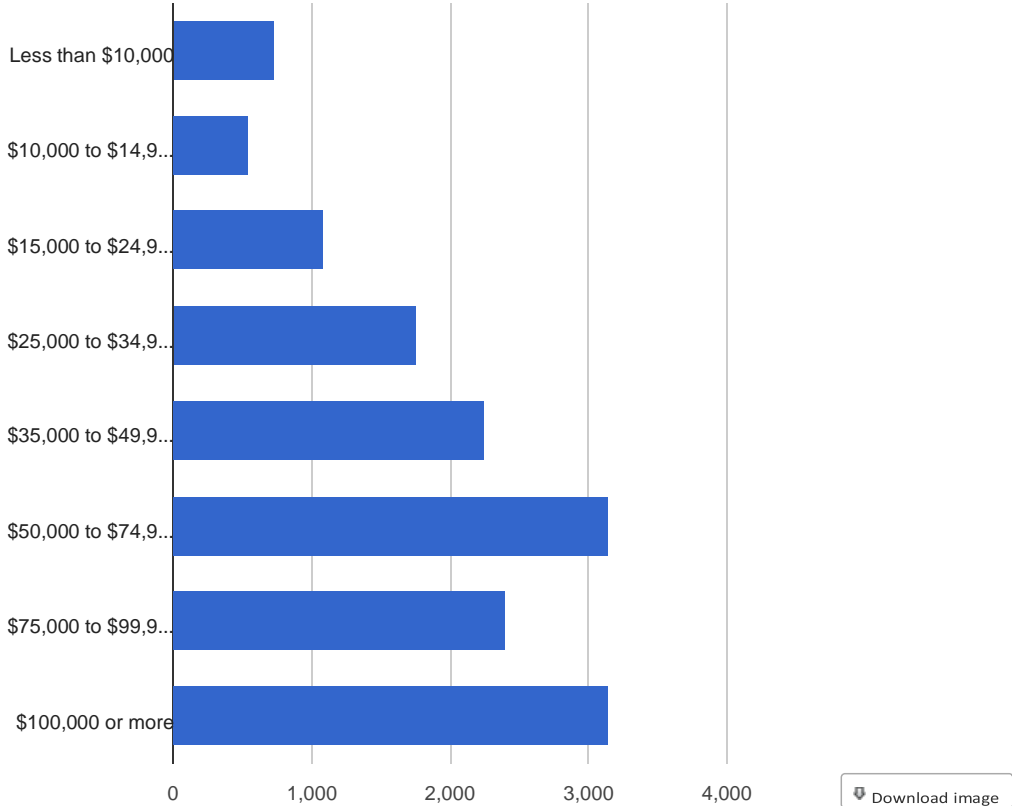
Please share more (job_other)

Total Count (N)	Missing*
45	369 (89.1%)

What is your total household income? *(income)*

Total Count (N)	Missing*	Unique
376	38 (9.2%)	8

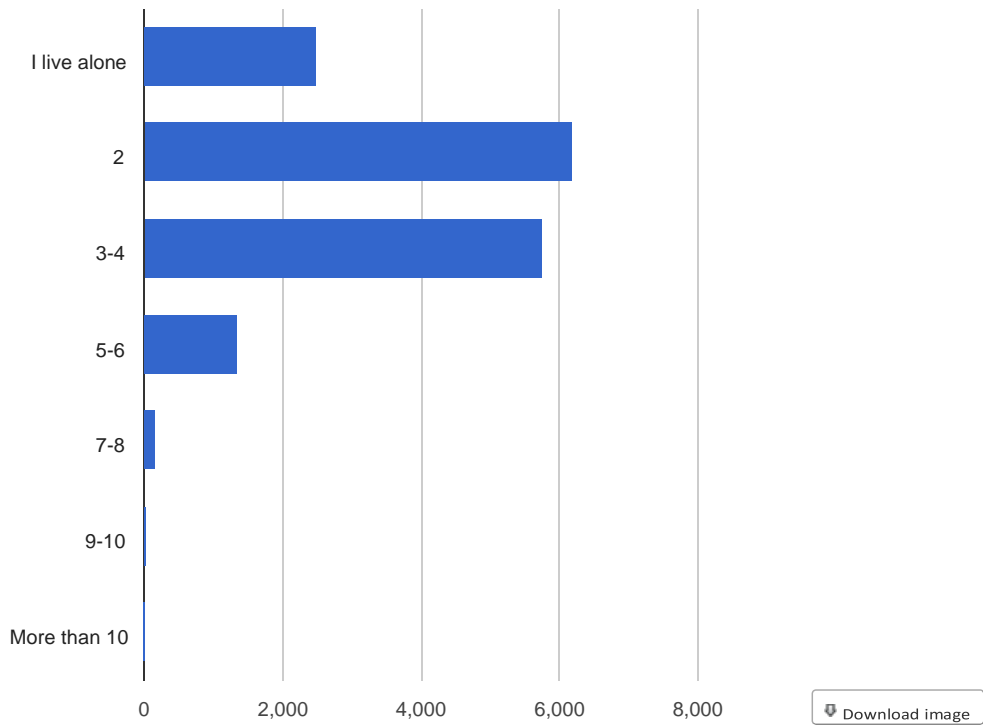
Counts/frequency: *Less than \$10,000 (15, 4.0%), \$10,000 to \$14,999 (12, 3.2%), \$15,000 to \$24,999 (23, 6.1%), \$25,000 to \$34,999 (29, 7.7%), \$35,000 to \$49,999 (42, 11.2%), \$50,000 to \$74,999 (70, 18.6%), \$75,000 to \$99,999 (65, 17.3%), \$100,000 or more (120, 31.9%)*



How many people live in your household? *(householdnumber)*

Total Count (N)	Missing*	Unique
408	6 (1.4%)	6

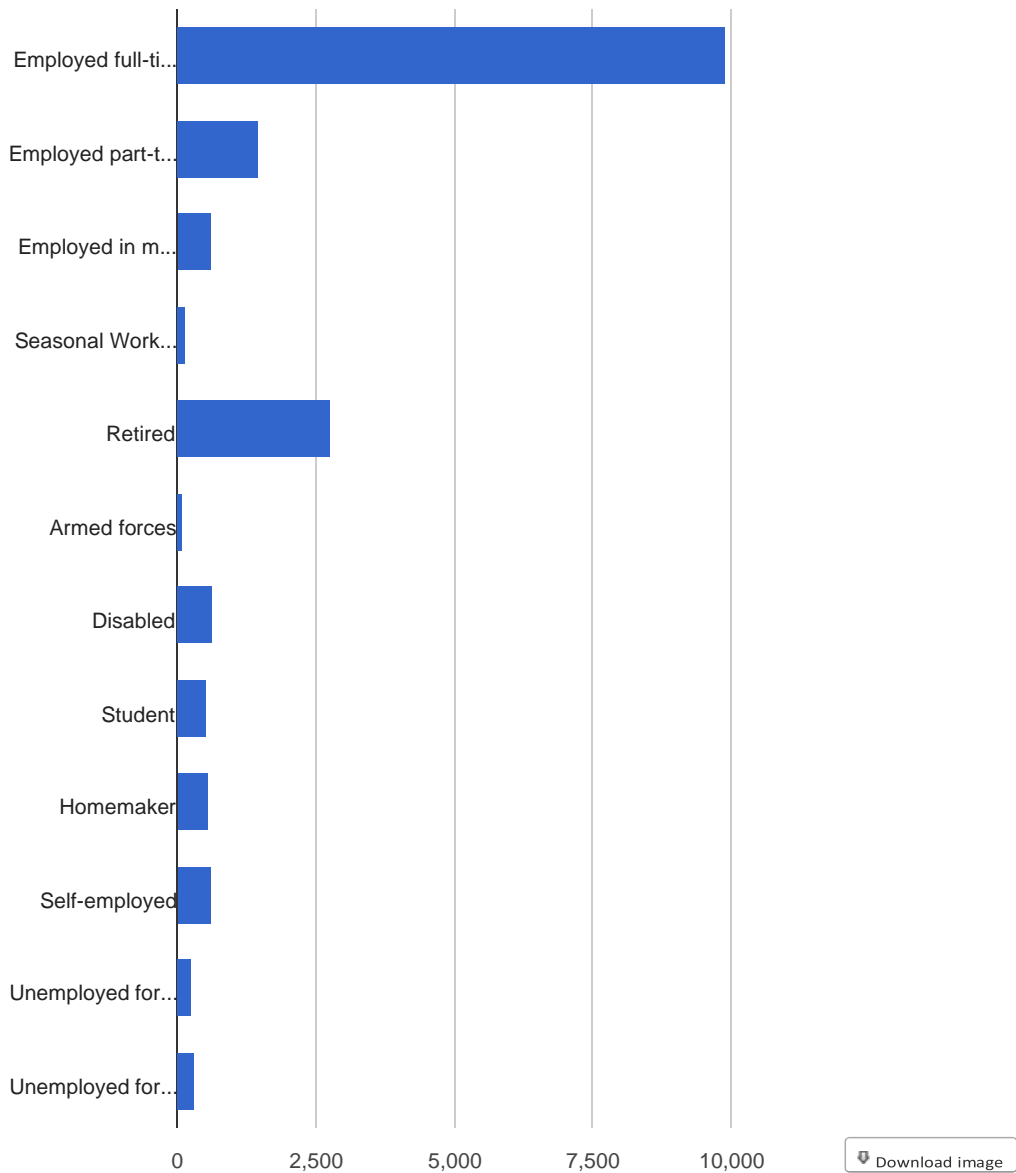
Counts/frequency: *1 live alone (47, 11.5%), 2 (145, 35.5%), 3-4 (163, 40.0%), 5-6 (45, 11.0%), 7-8 (7, 1.7%), 9-10 (1, 0.2%), More than 10 (0, 0.0%)*



What is your employment status? Please check all that apply. (*employment*)

Total Count (N)	Missing*	Unique
407	7 (1.7%)	12

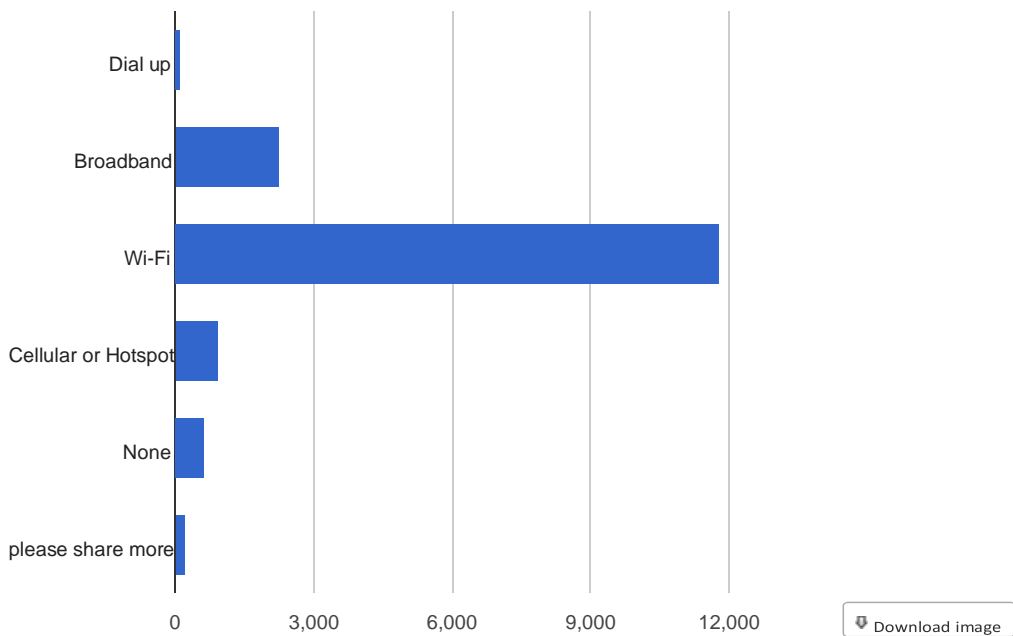
Counts/frequency: **Employed full-time** (257, 63.1%), **Employed part-time** (40, 9.8%), **Employed in multiple jobs** (7, 1.7%), **Seasonal Worker/Temporary** (6, 1.5%), **Retired** (57, 14.0%), **Armed forces** (5, 1.2%), **Disabled** (13, 3.2%), **Student** (17, 4.2%), **Homemaker** (23, 5.7%), **Self-employed** (11, 2.7%), **Unemployed for 1 year or less** (8, 2.0%), **Unemployed for more than 1 year** (10, 2.5%)



What type of internet access do you have at your home? (*internet_or_wi*)

Total Count (N)	Missing*	Unique
407	7 (1.7%)	6

Counts/frequency: Dial up (2, 0.5%), Broadband (53, 13.0%), Wi-Fi (320, 78.6%), Cellular or Hotspot (16, 3.9%), None (10, 2.5%), please share more (6, 1.5%)



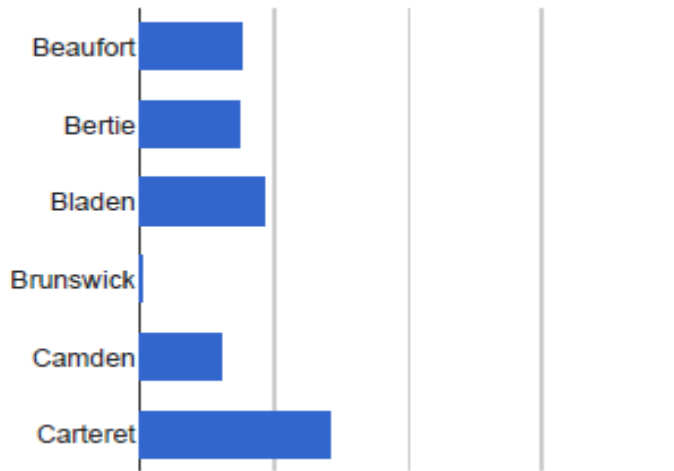
Other (*internet_or_wi_other*)

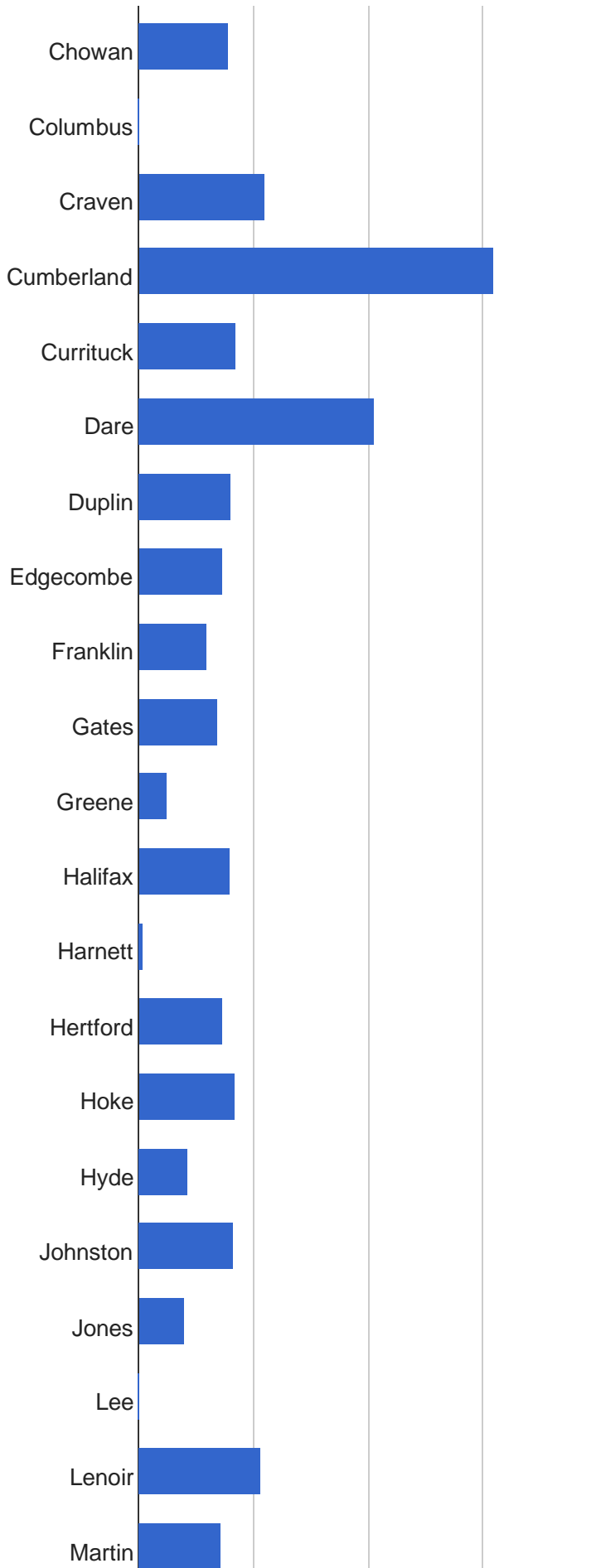
Total Count (N)	Missing*
4	410 (99.0%)

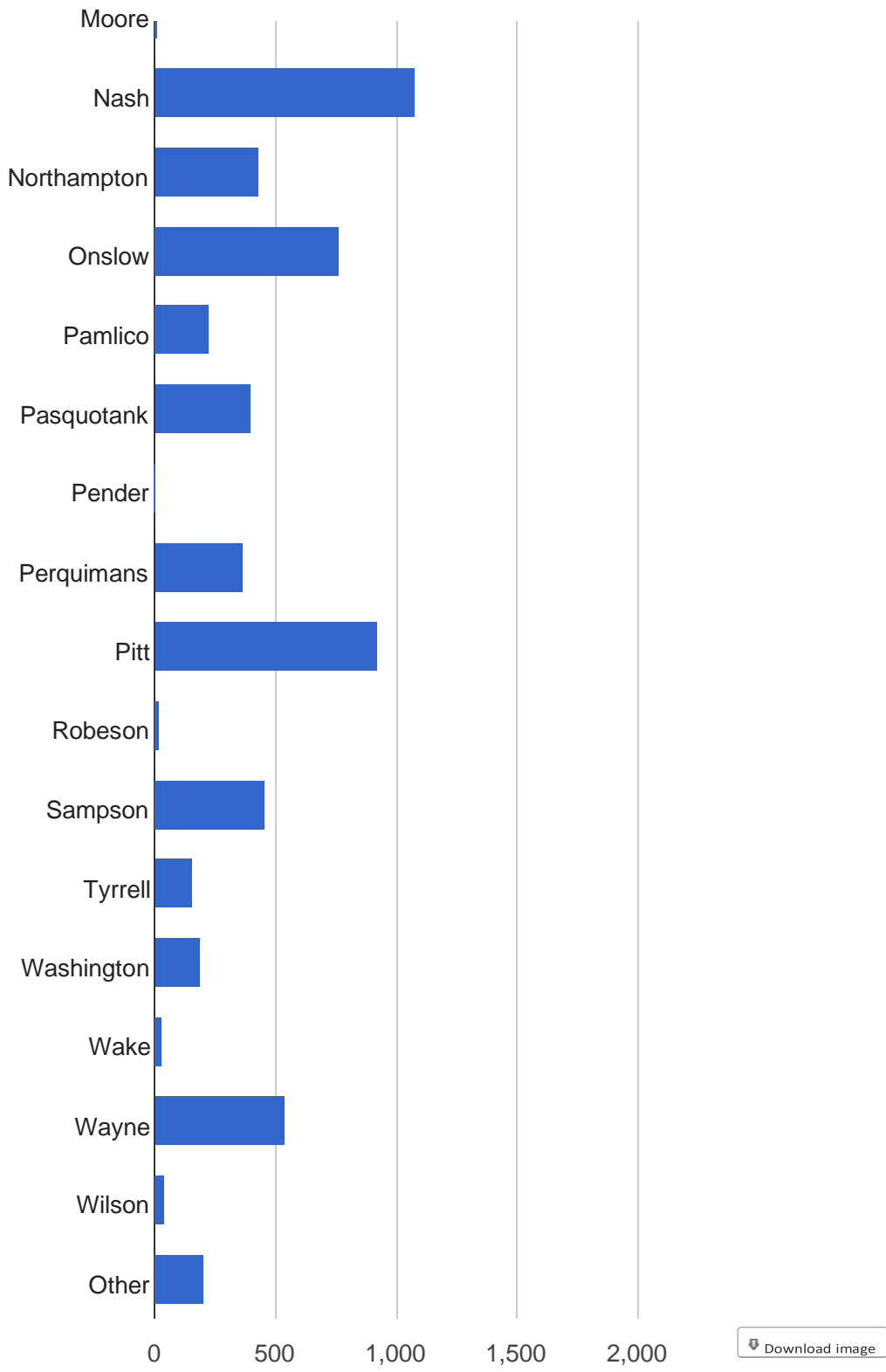
Which county do you live in? (*county*)

Total Count (N)	Missing*	Unique
414	0 (0.0%)	1

Counts/frequency: Beaufort (0, 0.0%), Bertie (0, 0.0%), Bladen (0, 0.0%), Brunswick (0, 0.0%), Camden (0, 0.0%), Carteret (0, 0.0%), Chowan (0, 0.0%), Columbus (0, 0.0%), Craven (0, 0.0%), Cumberland (0, 0.0%), Currituck (0, 0.0%), Dare (0, 0.0%), Duplin (0, 0.0%), Edgecombe (0, 0.0%), Franklin (0, 0.0%), Gates (0, 0.0%), Greene (0, 0.0%), Halifax (0, 0.0%), Harnett (0, 0.0%), Hertford (0, 0.0%), Hoke (0, 0.0%), Hyde (0, 0.0%), Johnston (414, 100.0%), Jones (0, 0.0%), Lee (0, 0.0%), Lenoir (0, 0.0%), Martin (0, 0.0%), Moore (0, 0.0%), Nash (0, 0.0%), Northampton (0, 0.0%), Onslow (0, 0.0%), Pamlico (0, 0.0%), Pasquotank (0, 0.0%), Pender (0, 0.0%), Perquimans (0, 0.0%), Pender (0, 0.0%), Pitt (0, 0.0%), Robeson (0, 0.0%), Sampson (0, 0.0%), Tyrrell (0, 0.0%), Washington (0, 0.0%), Wake (0, 0.0%), Wayne (0, 0.0%), Wilson (0, 0.0%), Other (0, 0.0%)







Other (*county_other*)

Total Count (N)	Missing*
0	414 (100.0%)

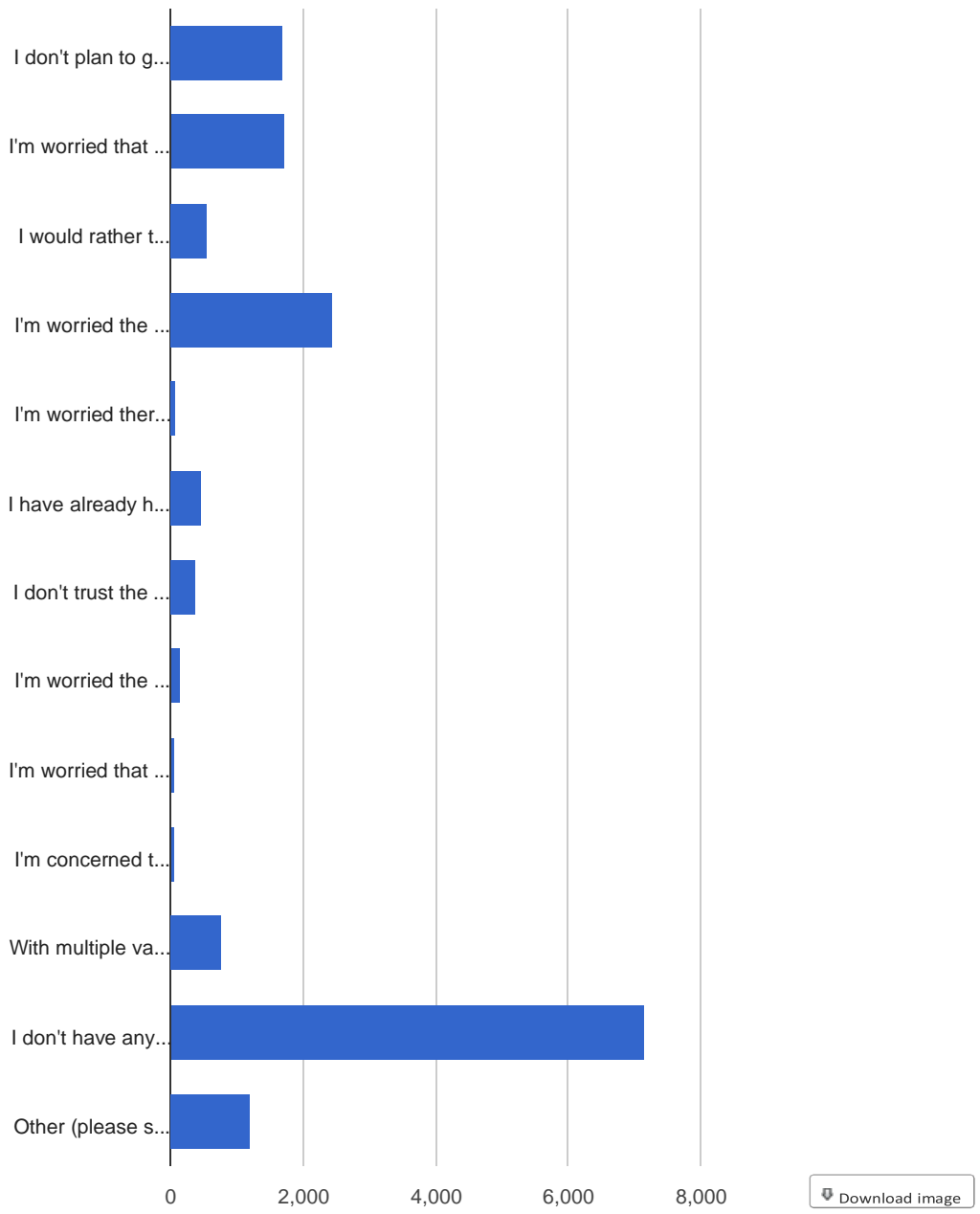
What is your 5 digit zip code? (*zip_code*)

Total Count (N)	Missing*
310	104 (25.1%)

Which of the following concerns do you have, if any, about receiving a COVID-19 vaccine?**(Please select all that apply)** (*covidconcerns*)

Total Count (N)	Missing*	Unique
341	73 (17.6%)	11

Counts/frequency: I don't plan to get a vaccine. (44, 12.9%), I'm worried that the COVID-19 vaccine isn't safe. (47, 13.8%), I would rather take the risk of getting sick with COVID-19. (15, 4.4%), I'm worried the COVID-19 vaccine may be harmful or have side effects. (67, 19.6%), I'm worried there may be a cost associated with receiving the COVID-19 vaccine. (2, 0.6%), I have already had COVID-19 so I don't believe a vaccine is necessary. (9, 2.6%), I don't trust the distribution process of the COVID-19 vaccine. (10, 2.9%), I'm worried the COVID-19 vaccine has not been distributed fairly. (5, 1.5%), I'm worried that the location of the COVID-19 vaccine will be difficult to travel to. (0, 0.0%), I'm concerned that I won't have time to get the COVID-19 vaccine. (0, 0.0%), With multiple vaccines becoming available, I'm concerned about knowing which one is best for me. (16, 4.7%), I don't have any concerns about getting the COVID-19 vaccine. (211, 61.9%), Other (please specify) (30, 8.8%)



[Download image](#)

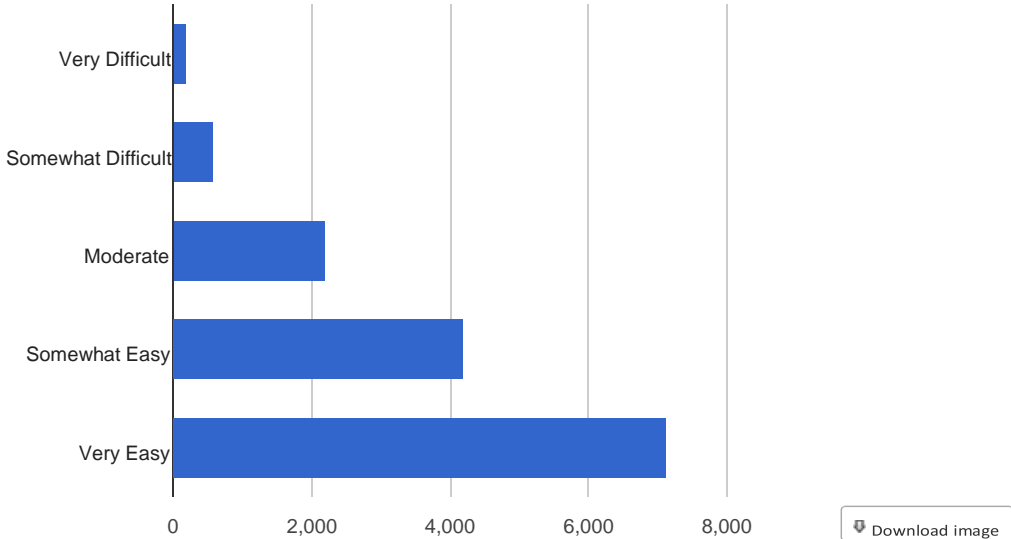
Other (*covid_concerns_other*)

Total Count (N)	Missing*
25	389 (94.0%)

Find the information you need related to COVID-19? (*covideasy*)

Total Count (N)	Missing*	Unique
390	24 (5.8%)	5

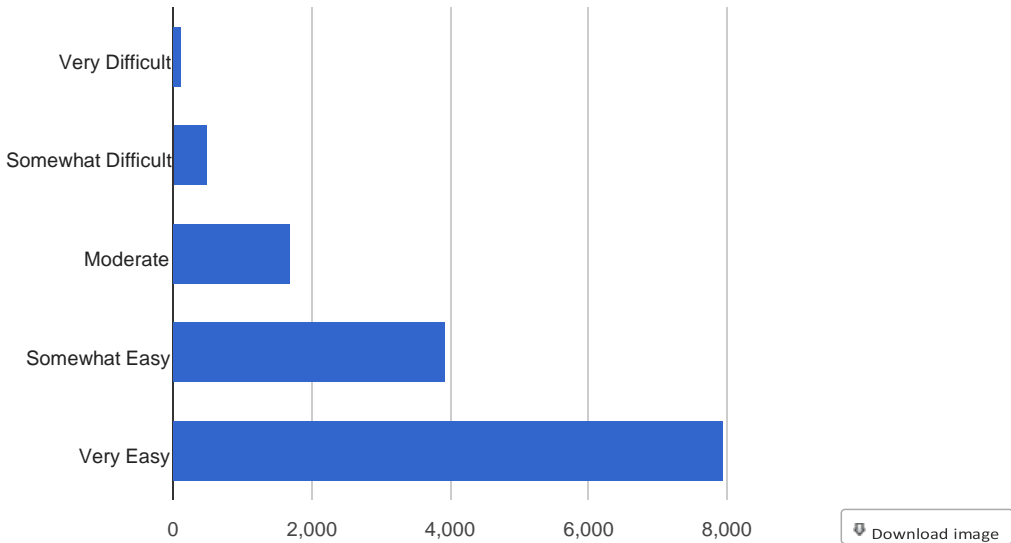
Counts/frequency: **Very Di** cult (2, 0.5%), **Somewhat Di** cult (20, 5.1%), **Moderate** (58, 14.9%), **Somewhat Easy** (98, 25.1%), **Very Easy** (212, 54.4%)



Find out where to go to get a COVID-19 vaccine? (*covidwhere*)

Total Count (N)	Missing*	Unique
388	26 (6.3%)	5

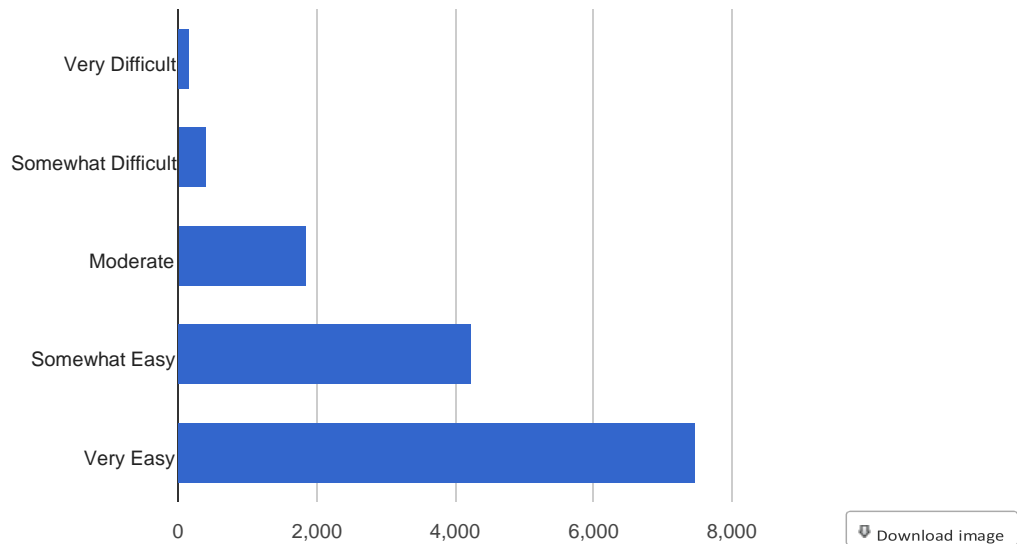
Counts/frequency: **Very Di** cult (1, 0.3%), **Somewhat Di** cult (21, 5.4%), **Moderate** (57, 14.7%), **Somewhat Easy** (98, 25.3%), **Very Easy** (211, 54.4%)



Understand information about what to do if you think you have COVID-19? (*covidunderstand*)

Total Count (N)	Missing*	Unique
388	26 (6.3%)	5

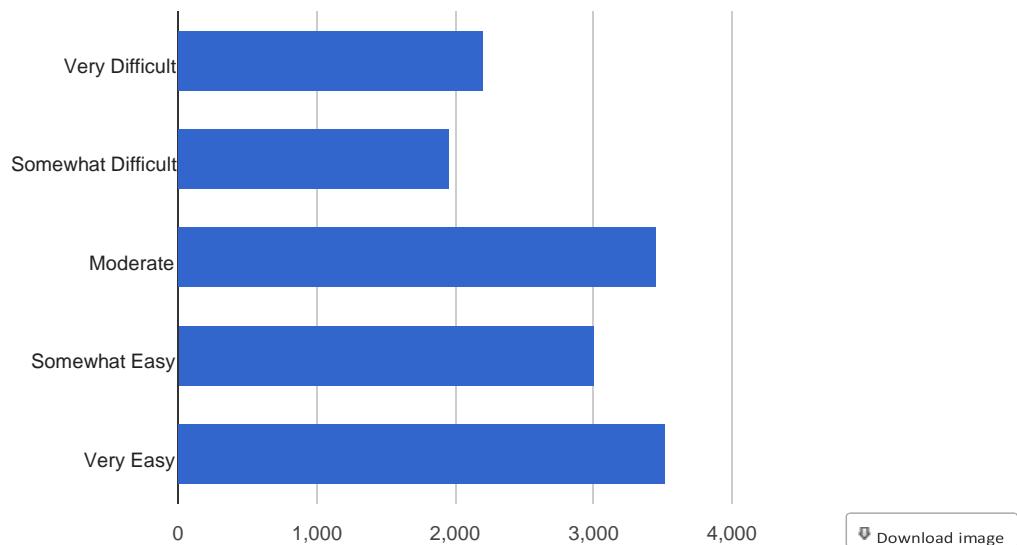
Counts/frequency: **Very Di** cult (2, 0.5%), **Somewhat Di** cult (12, 3.1%), **Moderate** (45, 11.6%), **Somewhat Easy** (112, 28.9%), **Very Easy** (217, 55.9%)



Trust if the information about COVID-19 in the media is reliable? (covidtrust)

Total Count (N)	Missing*	Unique
390	24 (5.8%)	5

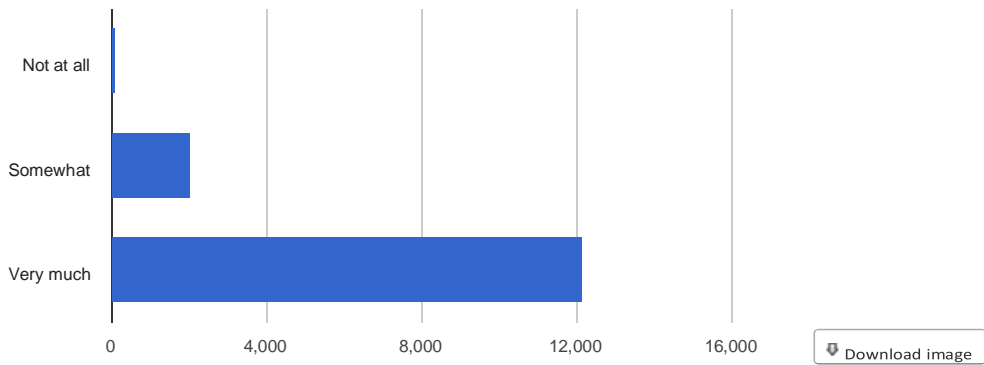
Counts/frequency: **Very Di** cult (53, 13.6%), **Somewhat Di** cult (51, 13.1%), **Moderate** (114, 29.2%), **Somewhat Easy** (79, 20.3%), **Very Easy** (93, 23.8%)



I know how to protect myself from coronavirus. (covidprotect)

Total Count (N)	Missing*	Unique
389	25 (6.0%)	2

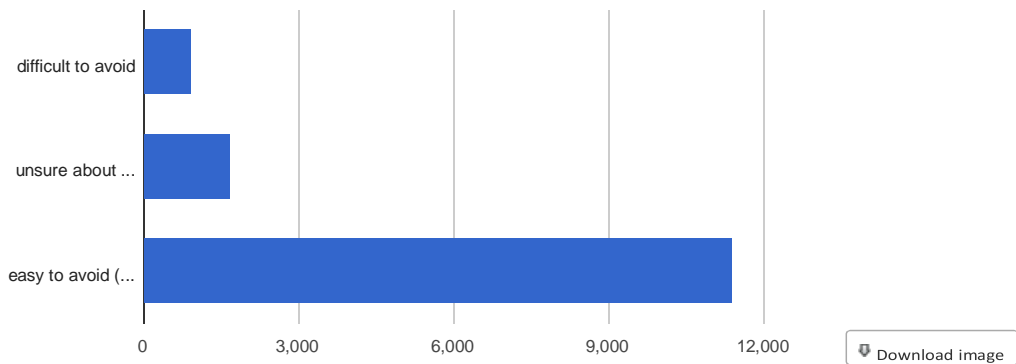
Counts/frequency: Not at all (0, 0.0%), Somewhat (44, 11.3%), Very much (345, 88.7%)



For me avoiding an infection with COVID-19 in the current situation is... (*covidavoid*)

Total Count (N)	Missing*	Unique
344	70 (16.9%)	3

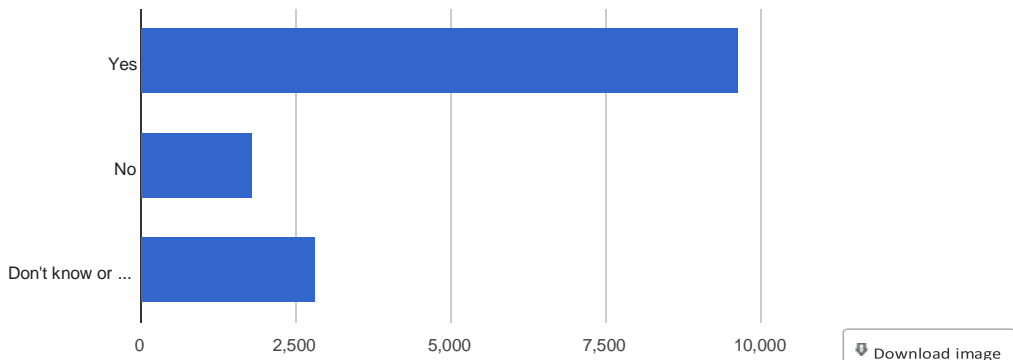
Counts/frequency: difficult to avoid (12, 3.5%), unsure about how to avoid (30, 8.7%), easy to avoid (I have no problem) (302, 87.8%)



Do you think that global warming is happening? (*warmingyesno*)

Total Count (N)	Missing*	Unique
392	22 (5.3%)	3

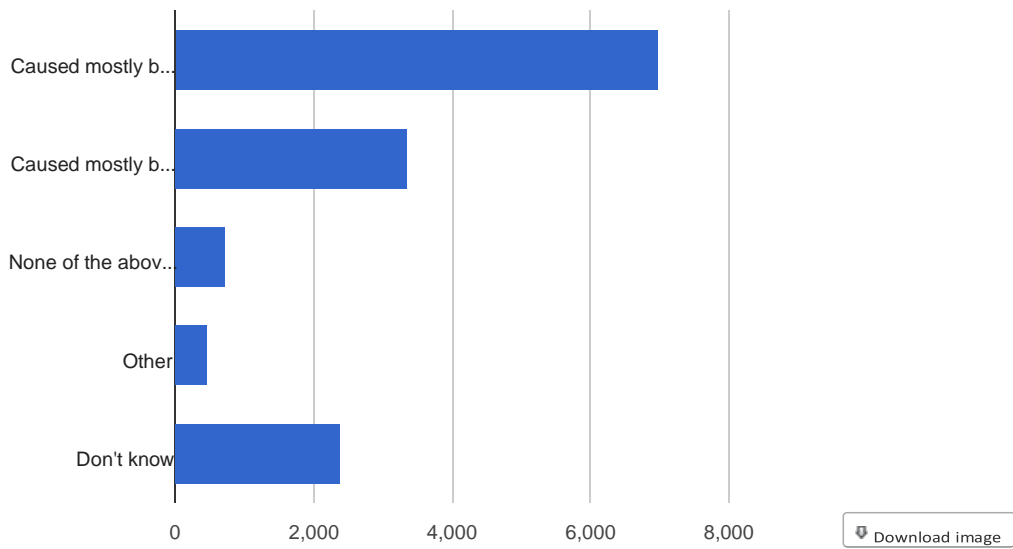
Counts/frequency: Yes (275, 70.2%), No (38, 9.7%), Don't know or unsure (79, 20.2%)



Assuming global warming is happening, do you think it is... ? (*warmingdoyouthink*)

Total Count (N)	Missing*	Unique
387	27 (6.5%)	5

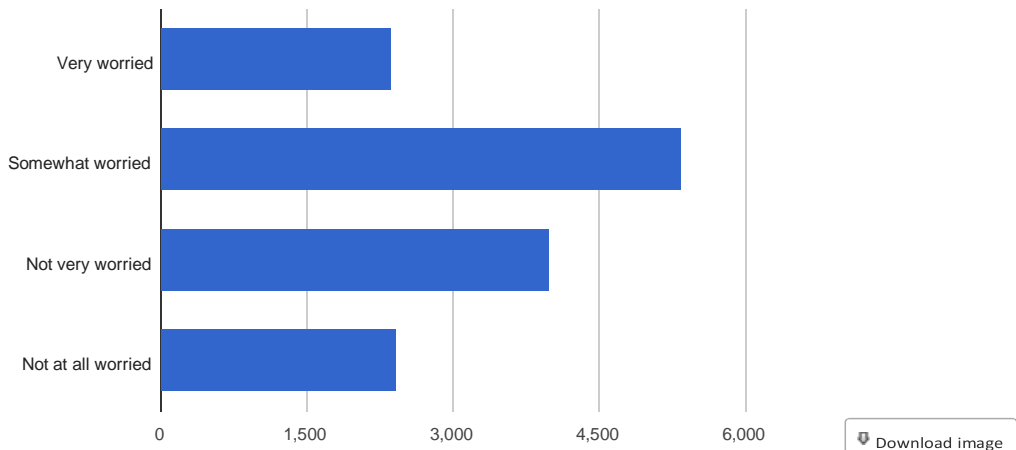
Counts/frequency: Caused mostly by human activities (218, 56.3%), Caused mostly by natural changes in the environment (76, 19.6%), None of the above because global warming isn't happening (15, 3.9%), Other (17, 4.4%), Don't know (61, 15.8%)



How worried are you about global warming? (*warmingworried*)

Total Count (N)	Missing*	Unique
388	26 (6.3%)	4

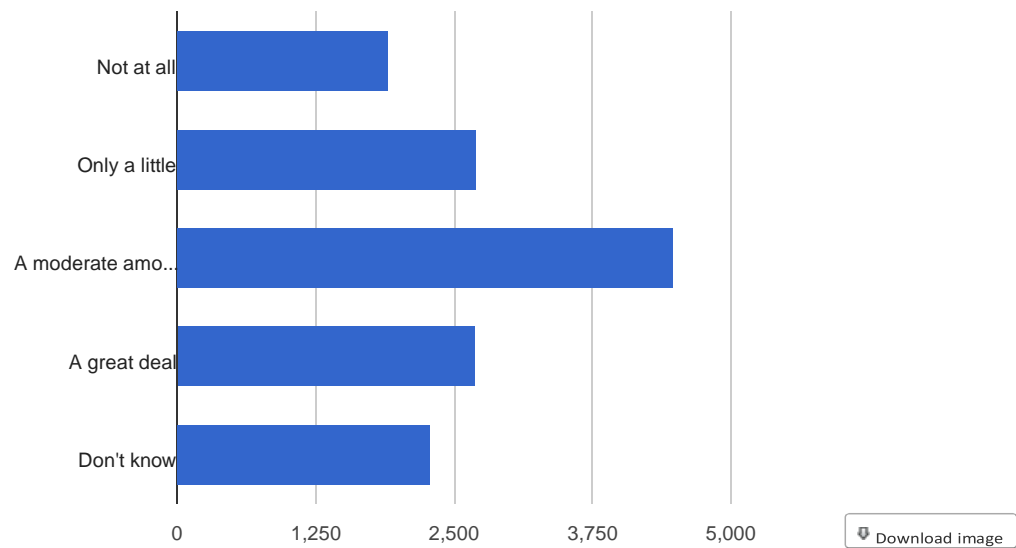
Counts/frequency: Very worried (56, 14.4%), Somewhat worried (167, 43.0%), Not very worried (108, 27.8%), Not at all worried (57, 14.7%)



How much do you think global warming will harm you personally? (*warmingharm*)

Total Count (N)	Missing*	Unique
391	23 (5.6%)	5

Counts/frequency: Not at all (43, 11.0%), Only a little (90, 23.0%), A moderate amount (117, 29.9%), A great deal (81, 20.7%), Don't know (60, 15.3%)

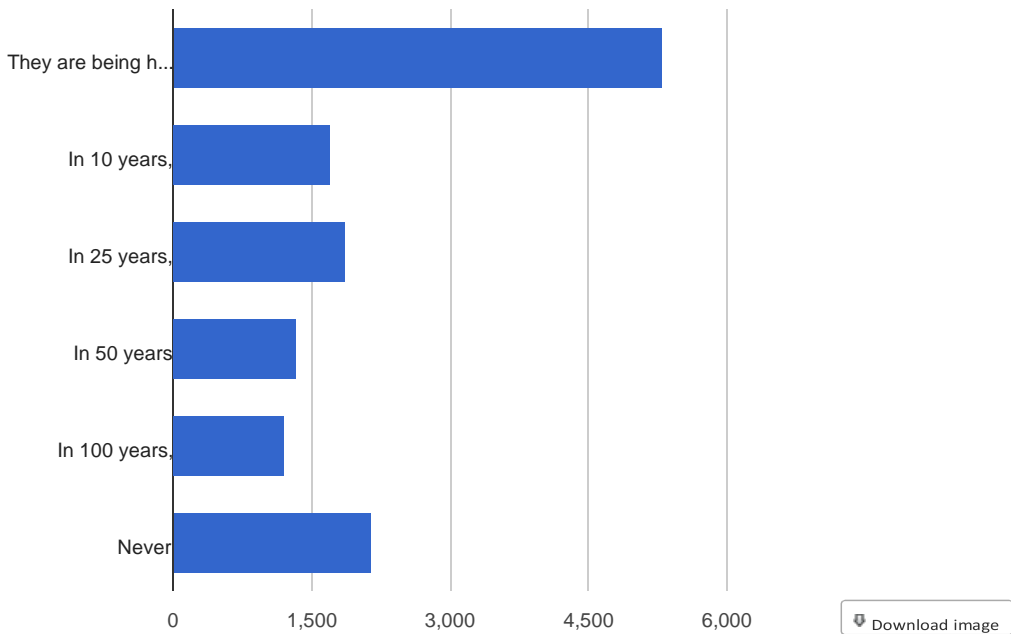


When do you think global warming will start to harm people in the United States?

(*warmingwhenharm*)

Total Count (N)	Missing*	Unique
372	42 (10.1%)	6

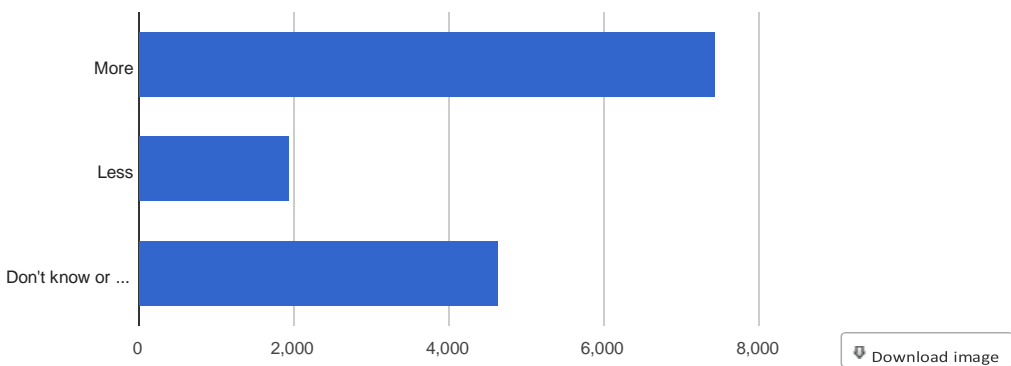
Counts/frequency: They are being harmed right now (141, 37.9%), In 10 years (44, 11.8%), In 25 years (54, 14.5%), In 50 years (42, 11.3%), In 100 years (37, 9.9%), Never (54, 14.5%)



Do you think the government and politicians in your county should be doing more or less to address global warming? (*warminggovt*)

Total Count (N)	Missing*	Unique
390	24 (5.8%)	3

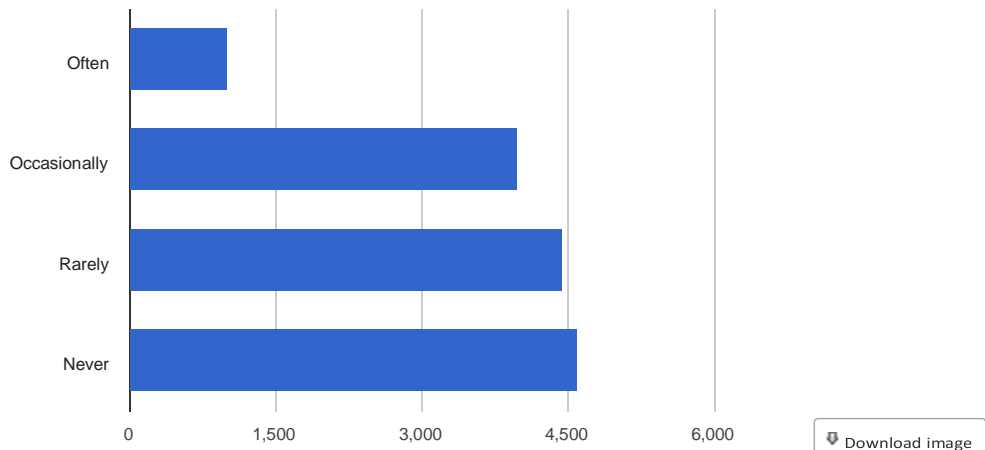
Counts/frequency: **More** (209, 53.6%), **Less** (49, 12.6%), **Don't know or not sure** (132, 33.8%)



How often do you discuss global warming with your friends and family? (*warmingfriends*)

Total Count (N)	Missing*	Unique
391	23 (5.6%)	4

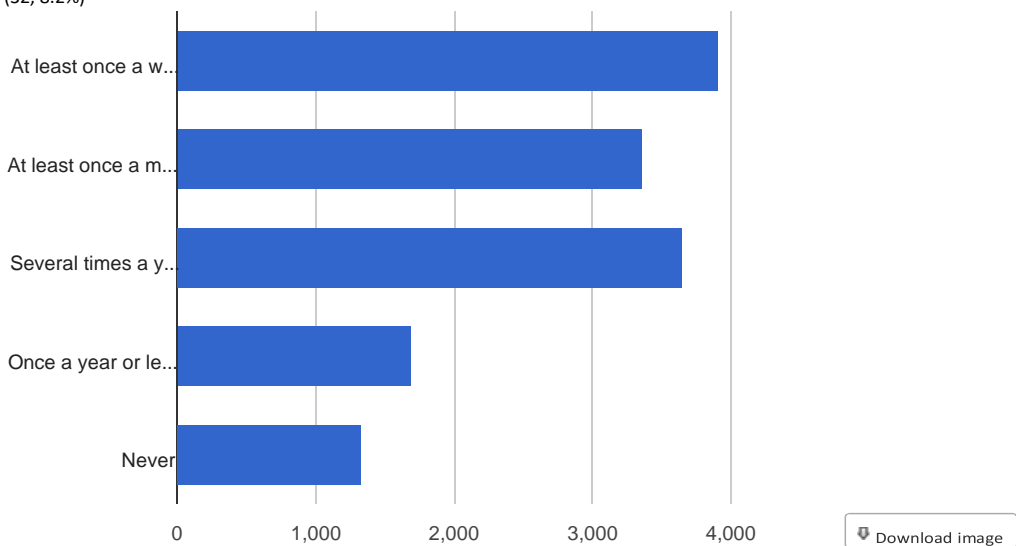
Counts/frequency: **Often** (21, 5.4%), **Occasionally** (116, 29.7%), **Rarely** (131, 33.5%), **Never** (123, 31.5%)



How often do you hear about global warming in the media? (*warmingmedia*)

Total Count (N)	Missing*	Unique
389	25 (6.0%)	5

Counts/frequency: **At least once a week** (87, 22.4%), **At least once a month** (90, 23.1%), **Several times a year** (135, 34.7%), **Once a year or less often** (45, 11.6%), **Never** (32, 8.2%)



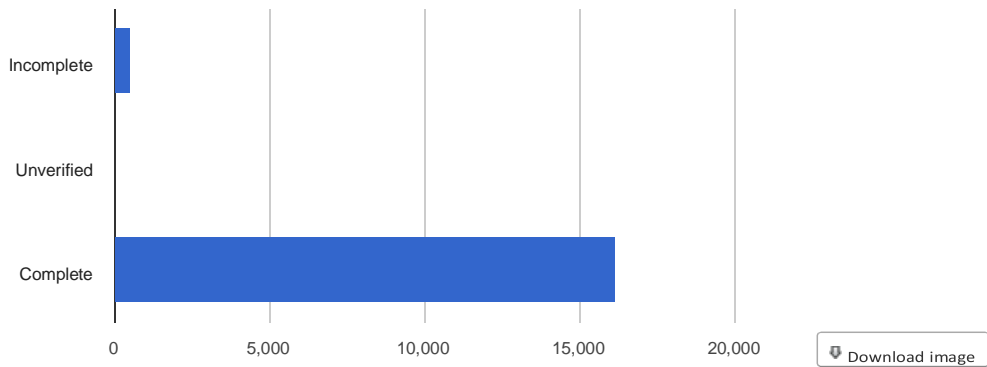
Thank you for your participation! Please feel free to include any additional comments in the box below. (*thankyou*)

Total Count (N)	Missing*
25	389 (94.0%)

Complete? (*form_1_complete*)

Total Count (N)	Missing*	Unique
414	0 (0.0%)	2

Counts/frequency: Incomplete (8, 1.9%), Unverified (0, 0.0%), Complete (406, 98.1%)



* Note: Values listed as 'Missing' may include records with a Missing Data Code (if Missing Data Codes are defined).

Appendix B: HNC 2030 Profile of County

Social and Economic Factors					
Health Indicator	Desired Result	Definition	Johnston County	North Carolina	HNC 2030 Target
Poverty*	All people in North Carolina are financially stable and have lifetime economic prosperity.	Percent of individuals with incomes at or below 200% of the Federal Poverty Level	31.4% (2019)	31% (2020)	27.0%
Unemployment*	All people of working age in North Carolina have equitable pathway to fulfilling employment.	Percent of population aged 16 and older who are unemployed but seeking work	2.7% (2019)	6.4% (2020)	Reduce unemployment disparity ratio between white and other populations to 1.7 or lower
Short-term Suspensions	All people in North Carolina are supported by a K-12 educational system that values diversity, equity, and inclusion for its students, faculty, staff, and communities.	Number of out-of-school short-term suspensions in educational facilities for all grades per 10 students	DPI unable to provide update to SCHS	1.5 (2018-2019)	0.80

Incarceration**	North Carolina embraces a fair and equitable justice system, free from racism and bias, where safety is foundational to all aspects of a free society, and all communities are free from harm and violence.	Incarceration in North Carolina prisons per 100,000 population	214 (2020)	288 (2020)	150
Adverse Childhood Experiences	All children in North Carolina thrive in safe, stable, and nurturing environments.	Percent of children who have experienced two or more Adverse Childhood Experiences at or below 200% FPL	ACE's do not have county level data	20.9% (2019/2010)	18.0%
Third Grade Reading Proficiency	All children in North Carolina can discover the joy of reading at an early age and are supported in the home, school, and community to be lifelong readers.	Percent of children reading at a proficient level or above based on third grade End of Grade exams: Proficiency defined as Level 3 or higher	DPI unable to provide update to SCHS	56.8% (2018-2019)	80.0%

Notes for social and economic factor data:

*Poverty and unemployment data come from American Community Survey – one-year estimates. 2020 ACS data are considered experimental and should not be compared to prior ACS data years. ACS data can only estimate county level data for a limited number of counties due to sample size, so 2019 data is reported here at the county level. ACS releases 5-year estimates in March 2022 that will be useful for comparisons going forward.

** Incarceration data should be age adjusted, but 2020 data set is considered experimental and does not include 13 and older population. Prior 2020, the rate is per 100,00 NC population age adjusted.

Physical Environment					
Health Indicator	Desired Result	Definition	Johnston County	North Carolina	HNC 2030 Target
Access to Exercise Opportunities	All people in North Carolina have equitable and adaptive/adaptable access to physical activity opportunities across the lifespan.	Percent of the population living half a mile from a park in any area, one mile from a recreational center in a metropolitan area, or three miles from a recreational center in a rural area	70% (2019)	74% (2019)	92.0%
Limited Access to Healthy Food*	All people in North Carolina have equitable access to affordable, nutritious, culturally appropriate foods.	Percent of people who are low-income that are not near a grocery store	2% (2015)	7% (2015)	5.0%
Food Insecurity**			13% (2018)	14% (2018)	(No target)

Severe Housing Problems	All people in North Carolina have safe, affordable, quality housing opportunities.	Percent of households with at least 1 of 4 severe housing problems	13% (20132017)	15% (20132017)	14.0%
--------------------------------	--	--	-------------------	-------------------	-------

Notes for Physical Environment data:

* The U.S. Department of Agriculture last updated this measure in 2015.

** Food insecurity added to HNC 2030 because the data are updated annually (with a two-year delay in reporting).

Health Behaviors					
Health Indicator	Desired Result	Definition	Johnston County	North Carolina	HNC 2030 Target
Drug Overdose Deaths	All individuals and families in North Carolina with substance use disorder receive person-centered care incorporating evidence-based behavioral and pharmacological approaches.	Number of persons who die because of drug poisoning per 100,000 population (unintentional poisoning deaths/overdose deaths)	22.00 (2020)	32.50 (2020)	18.0
Tobacco Use*	All people in North Carolina live in communities that support tobacco-free/ecigarette-free lifestyles	Percentage of high school students reporting current use of any tobacco product		MS: 10.4% (2019)	9.0%
		Percentage of adults reporting current use of any tobacco product	15.9% (2020)	HS: 27.3% (2019)	9.0%
Excessive Drinking*	All North Carolina communities support safe and responsible use of alcohol.	Percent of adults reporting binge or heavy drinking	15.8% (2020)	22.6% (2020)	15.0%
Sugar-Sweetened Beverage Consumption*	All people in North Carolina live in communities that support healthy food and beverage choices.	Percent of youth reporting consumption of one or more sugarsweetened beverages per day	DPI unable to provide update to SCHS	30.1% (2019)	17.0%
		Percent of adults reporting consumption of one or more sugarsweetened beverages per day	33.0% (2019)	35.4% (2019)	20.0%

HIV Diagnosis	All people in North Carolina experience sexual health with equitable access to quality and culturally competent prevention, treatment, and management of sexually transmitted infections.	Number of new HIV diagnoses per 100,000 population	6.2 (2020)	12.0 (2020)	6.0
Teen Births	All people in North Carolina live in communities support healthy choices for family planning and have equitable access to high quality, affordable reproductive health services.	Number of births to girls aged 15-19 per 1,000 population	18.1 (2019)	18.2 (2019)	10.0

Notes for Health Behaviors data:

*Adult Tobacco Use, Adult Sugar-Sweetened Beverage Consumption, and Excessive Drinking data are only available as regional data from the Behavioral Risk Factor Surveillance System.

*BRFSS Data for Adult Smoking, Adult Sugar Sweetened Beverage Consumption, and Excessive Drinking are reported for the LHD Region, and is not county level data.

Note: HIV Diagnosis *2020 data should be treated with caution due to reduced availability of testing caused by the COVID-19 pandemic.

Health Outcomes					
Health Indicator	Desired Result	Definition	Johnston County	North Carolina	HNC 2030 Target
Infant Mortality	All babies in North Carolina are born healthy, thrive in caring and healthy homes, and see their first birthday.	Rate of infant deaths per 1,000 live births	5.2 (2020)	6.9 (2020)	6.0
		Disparity ratio between white non-Hispanic and African American, non-Hispanic infant deaths	2.88 (2016-2020)	2.59 (2016-2020)	Black/White disparity ratio = 1.5
Life Expectancy (years)	All people in North Carolina have long and healthy lives.	Average number of years of life remaining for persons who have attained a given age	77.7 (2020)	76.4 (2020)	82.0

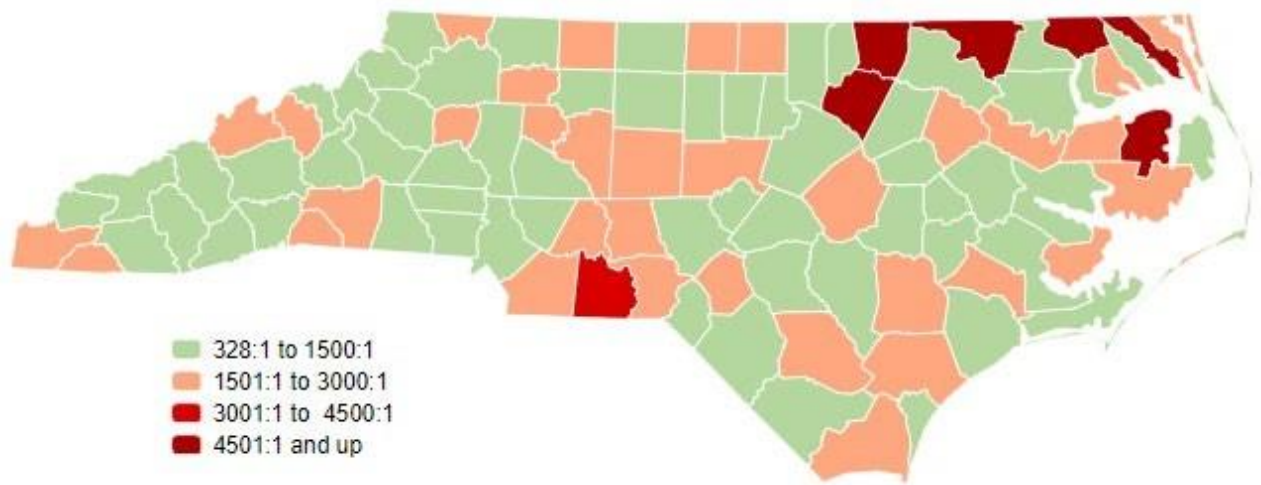
Notes on Health Outcomes:

*Disparity ratio – Rates based on less than 10 deaths are unreliable and should be interpreted with caution. Source: NC Department of Health & Human Services State Center for Health Statistics, 29NOV2021. See table on website for more information.

<https://schs.dph.ncdhhs.gov/data/vital/ims/2020/2020-IMR-TABLE3b.html>

Clinical Care					
Health Indicator	Desired Result	Definition	Johnston County	North Carolina	HNC 2030 Target

Uninsured	All people in North Carolina live in communities with access to comprehensive, high quality, affordable health insurance.	Population under age 65 without insurance	14.4% (2019)	12.9% (2020)	8.0%
Early Prenatal Care	All birthing people have healthy pregnancies and maternal birth outcomes.	Percentage of women who receive pregnancy-related health care services during the first trimester of pregnancy	77.2% (2020)	73.1% (2020)	80.0%
Suicide	All people in North Carolina live in communities that foster and support positive mental health.	Age-adjusted number of deaths attributable to self-harm per 100,000 population	11.3 (2020)	13.3 (2020)	11.1
Primary Care Clinicians (Counties at or below 1:1500 providers to population)	All people in North Carolina live in communities with access to comprehensive, high quality, affordable health care.	Primary care workforce as a ration of the number of full-time equivalent primary care clinicians to county population (primary care provider to population ratio)	See map below		25% decrease for counties above 1:1500 provider to population



Appendix C: Supplemental Data

[FHLI/DPH will provide county level data previously shared with ECU/LHDs.]

Appendix C

County Data Tables (Spring 2021)

Table 1. Population Estimate, Johnston County, North Carolina, and United States (2019) 3

Table 2. Age Distribution, Johnston County and North Carolina (2019) 3

Table 3. Age Distribution by Age Group, Johnston County (2015-2019) 3

Table 4. Population Distribution by Gender, Johnston County and North Carolina (2019) 4

Table 5. Veterans, Johnston County (2015-2019) 4

Table 6. Race/Ethnicity, Johnston County and North Carolina (2015-2019) 4

Table 7. Hispanic or Latino Origin and Race, Johnston County and North Carolina (2015-2019) 5

Table 8. Limited English-Speaking Households, Johnston County (2015-2019) 5

Table 9. Educational Attainment Population 25+ years, Johnston County and North Carolina

(2015-2019)..... 5

Table 10. SAT scores for Johnston County Public Schools with State and National Scores (2016-2019) 6

Table 11. ACT Scores for Johnston County Public Schools and North Carolina (2016-2019) 6

Table 12. Income per Household in the Past 12 Months (Inflation-Adjusted Dollars), Johnston County and North Carolina (2015-2019) 6

Table 13. Poverty Status in the Past 12 Months Disaggregated by Age, Johnston County and North Carolina (2015-2019) 7

Table 14. Means of Transportation to Work by Age, Johnston County (2015-2019) 7

Table 15. Financial Characteristics for Housing Units with a Mortgage in Johnston County (2015-2019)..... 8

Table 16. Financial Characteristics for Housing Units without a Mortgage in Johnston County (2015-2019)..... 9

Table 17. Live Births, Johnston County and North Carolina (2018) 10

Table 18. Live Births by Sex, Johnston County (2018) 10

Table 19. Low Birth Weight, Johnston County and North Carolina (2018) 10

Table 20. Fetal Death Rates per 1000 Deliveries, Johnston County and North Carolina (2014-2018) 10

Table 21. Cancer Incidence Rates for selected sites per 100,000 population age adjusted to the 2000 U.S. Census, Johnston County and North Carolina (2012-2016) 11

Table 22. Neonatal (<28 Days) Death Rates, Johnston County and North Carolina (2014-2018) 11

Table 23. Age-Adjusted Death Rates, Johnston County (2014-2018)..... 12 Table 24. North Carolina Newly Diagnosed Chlamydia, Gonorrhea, and Early Syphilis (Primary, Secondary and Early Latent) Infections by Residence at Time of Diagnosis, Johnston County (2018-2020)..... 13

Table 25. All Other Unintentional Injuries Death Rates per 100,000 Residents, Johnston County and North Carolina (2018) and (2014-2018) 13

Table 26. Age-Adjusted Unintentional Motor Vehicle Injury Death Rates per 100,000 Residents, Johnston County and North Carolina (2018) and (2014-2018) 13

Table 27. Crime Rate per 100,000 persons, Johnston County and North Carolina (2018) 13

Table 28. Poisoning Mortality Rates per 100,000 North Carolina Resident Deaths, Johnston County and North Carolina (2015-2019) 14

Table 29. Poisoning Mortality Rates by Race/Ethnicity per 100,000 North Carolina Resident Deaths (2019) 14

Table 30. Poisoning Mortality Rates by Sex 2019 per 100,000 North Carolina Resident Deaths (2019- 14

Image 1. 2019 BRFSS Survey Results: North Carolina Regions Hypertension Awareness: Adults who have been told they have high blood pressure by a doctor, nurse, or other health professional (CDC calculated variable) 15

Image 2. 2019 BRFSS Survey Results: North Carolina Regions Chronic Health Conditions: History of any cardiovascular diseases	16
Image 3. 2019 BRFSS Survey Results: North Carolina Regions Healthy Days: Frequent Mental Distress (within the past 30 days)	17
Image 4. All Ages: Leading Causes of Injury Death, Hospitalization, and Emergency Department Visits by County, Johnston County (2016-2019)	18
Image 5. Ages 0-14: Leading Causes of Injury Death, Hospitalization, and Emergency Department Visits by County, Johnston County (2016-2019).....	18
Image 6. Ages 15-34: Leading Causes of Injury Death, Hospitalization, and Emergency Department Visits by County, Johnston County (2016-2019).....	18
Image 7. Ages 35-64: Leading Causes of Injury Death, Hospitalization, and Emergency Department Visits by County, Johnston County (2016-2019).....	19
Image 8. Ages 65+: Leading Causes of Injury Death, Hospitalization, and Emergency Department Visits by County, Johnston County (2016-2019).....	19
References	20

Table 1. Population Estimate, Johnston County, North Carolina, and United States (2019)

Johnston County		North Carolina		United States	
209,339		10,488,084		328,239,523	
Estimated Percent Change April 1, 2010 to July 1, 2019	24.0%	Estimated Percent Change April 1, 2010 to July 1, 2019	10.0%	Estimated Percent Change April 1, 2010 to July 1, 2019	6.3%

Source: U.S. Census Bureau Populations Estimate Program (PEP) & U.S. Census Bureau, American Community Survey (ACS) 1-Year Estimate

<https://www.census.gov/quickfacts/fact/table/johnstoncountynorthcarolina/PST045219>

Table 2. Age Distribution, Johnston County and North Carolina (2019)

Age Group	Johnston County (%)	North Carolina (%)
	Persons under 5 years	6.2%
Persons under 18 years	25.2%	21.9%
Persons 65 years and over	13.6%	16.7%

Source: U.S. Census Bureau Populations Estimate Program (PEP) & U.S. Census Bureau, American Community Survey (ACS) 1-Year Estimate
<https://www.census.gov/quickfacts/fact/table/johnstoncountynorthcarolina/PST045219>

Table 3. Age Distribution by Age Group, Johnston County (2015-2019)

Age Group	Estimate	Percent
Total population	196,870	
Under 5 years	12,465	6.3%
5 to 9 years	13,568	6.9%
10 to 14 years	15,655	8.0%
15 to 19 years	13,404	6.8%
20 to 24 years	10,949	5.6%
25 to 34 years	23,980	12.2%
35 to 44 years	27,662	14.1%
45 to 54 years	29,689	15.1%
55 to 59 years	12,583	6.4%
60 to 64 years	11,317	5.7%
65 to 74 years	16,279	8.3%
75 to 84 years	6,867	3.5%
85 years and over	2,452	1.2%
Median age (years)	38.4	

Source: U.S. Census Bureau, American Community Survey (ACS), 5-Year Estimates Table ID: DP05

<https://data.census.gov/cedsci/table?q=johnston%20county%20north%20carolina%20housing%20and%20demographics&tid=ACSDP5Y2019.DP05&hidePreview=true>

Table 4. Population Distribution by Gender, Johnston County and North Carolina (2019)

Gender	Johnston (Percent)	North Carolina (Percent)
Female	51.0%	51.4%
Male	49.0%	48.6%

Source: U.S. Census Bureau Populations Estimate Program (PEP) & U.S. Census Bureau, American Community Survey (ACS) 1-Year Estimate. Sex estimates of the population are produced for the United States, states, and counties, as well as for the Commonwealth of Puerto Rico and its municipios (county-equivalents for Puerto Rico). Sex is based on the biological attributes of men and women (chromosomes, anatomy, and hormones).

<https://www.census.gov/quickfacts/fact/table/johnstoncountynorthcarolina/PST045219>

Table 5. Veterans, Johnston County (2015-2019)

	Number	Percent of population 18 years and older

Veterans	13,569	9.3%
Source: U.S. Census Bureau, American Community Survey (ACS), 5-Year Estimates Table ID: S2101 https://data.census.gov/cedsci/table?text=veteran%20status&g=0500000US37101&tid=ACSS T5Y2019.S2101&moe=false&hidePreview=true		

Table 6. Race/Ethnicity, Johnston County and North Carolina (2015-2019)				
Race	Johnston County		North Carolina	
	Number	Percent	Number	Percent
White	152,007	77.2%	7,049,919	68.7%
Black or African American	31,423	16.0%	2,200,761	21.4%
American Indian and Alaska Native	1,349	0.7%	123,952	1.2%
Asian	1,242	0.6%	292,992	2.9%
Native Hawaiian and Other Pacific Islander	69	0.0%	7,213	0.1%
Hispanic or Latino (of any race)	26,781	13.6%	962,665	9.4%
Some other race	5,516	2.8%	316,763	3.1%
Two or more races	5,264	2.7%	273,276	2.7%
Total	196,870		10,264,876	
Source: U.S. Census Bureau, American Community Survey (ACS), 5-Year Estimates Table ID: DP05 https://data.census.gov/cedsci/table?q=johnston%20county%20north%20carolina%20demographics%20and%20housing&tid=ACSDP5Y2019.DP05&hidePreview=true				

Table 7. Hispanic or Latino Origin and Race, Johnston County and North Carolina (2015-2019)							
County/State	Race and Hispanic or Latino Origin in the past 12 months						
	White alone	Black or African American	American Indian and Alaska Native	Asian alone	Native Hawaiian and other Islander alone	Some Other race alone	Two or more races
Johnston County	67.8%	15.5%	0.5%	0.6%	0.0%	0.1%	1.9%

North Carolina	63.1%	21.1%	1.1%	2.8%	0.1%	0.2%	2.2%
Source: U.S. Census Bureau, American Community Survey (ACS), 5-Year Estimates Table ID: DP05 https://data.census.gov/cedsci/table?q=johnston%20county%20north%20carolina%20demographics%20and%20housing&tid=ACSDP5Y2019.DP05&hidePreview=true							

Table 8. Limited English-Speaking Households, Johnston County (2015-2019)		
All households	68,968	
Limited English-speaking households	1,541 ± 303	2.2%
Households Speaking:		
	Number	Percent
Spanish	6,593 (± 408)	9.6%
Other Indo-European languages	1,034 (± 316)	1.5%
Asian and Pacific Island languages	699 (± 153)	1.0%
Other languages	381 (± 204)	0.6%
Source: U.S. Census Bureau, American Community Survey (ACS), 5-Year Estimates Table ID: S1602 https://data.census.gov/cedsci/table?q=S1602&g=0500000US37101&tid=ACSST5Y2019.S1602&hidePreview=true		

Table 9. Educational Attainment Population 25+ years, Johnston County and North Carolina (2015-2019)		
	Johnston County	North Carolina
High School Graduate or Higher	86.9%	87.8%
Less than 9 th Grade	5.2%	4.5%
High School, No Diploma	7.9%	7.7%
High School Graduate or Equivalency	27.8%	25.7%
Some College, No Degree	22.6%	21.2%
Associate Degree	13.7%	9.7%
Bachelor's Degree	16.5%	20.0%
Graduate or Professional Degree	6.4%	11.3%
Source: U.S. Census Bureau, American Community Survey (ACS), 5-Year Estimates Table ID: S1501 https://data.census.gov/cedsci/table?q=johnston%20county%20north%20carolina%20educational%20attainment&tid=ACSST5Y2019.S1501&hidePreview=true&moe=false		

Table 10. SAT scores for Johnston County Public Schools with State and National Scores (2016-2019)

	SAT Scores			
	2019	2018	2017	2016
Johnston County	1,084	1,089	1,080	1,013
North Carolina	1,091	1,090	1,074	997
United States	1,039	1,049	NR	NR

Source: North Carolina School Report Cards

<https://ncreports.ondemand.sas.com/src/?county=Johnston>**Table 11. ACT Scores for Johnston County Public Schools and North Carolina (2016-2019)**

	ACT Proficiency			
	2019	2018	2017	2016
Johnston County	53.8%	57.0%	61.2%	64.3%
North Carolina	55.8%	57.9%	58.8%	59.9%

Source: North Carolina School Report Cards

<https://ncreports.ondemand.sas.com/src/?county=Johnston>**Table 12. Income per Household in the Past 12 Months (Inflation-Adjusted Dollars), Johnston County and North Carolina (2015-2019)**

Income Level	Johnston County	North Carolina
Below \$10,000	5.0%	6.4%
\$10,000-\$14,999	3.7%	5.0%
\$15,000-\$24,999	9.5%	10.3%
\$25,000-\$34,999	9.6%	10.3%
\$35,000-\$49,999	13.7%	13.9%
\$50,000-\$74,999	19.1%	18.0%
\$75,000-\$99,999	13.9%	12.4%
\$100,000-\$149,999	16.9%	13.1%
\$150,000-\$199,999	4.5%	5.1%
\$200,000 or more	4.1%	5.4%
Median household income	\$59,865	\$54,602

Source: U.S. Census Bureau, American Community Survey (ACS), 5-Year Estimates
Table ID: S1901

<https://data.census.gov/cedsci/table?q=johnston%20county%20north%20carolina%20income%20&tid=ACSST5Y2019.S1901&hidePreview=true>

Table 13. Poverty Status in the Past 12 Months Disaggregated by Age, Johnston County and North Carolina (2015-2019)

County/State	Age Group					
	Under 5 years	5-17 years	18-34 years	35-64 years	60 years and over	65 years and over
Johnston County	21.6%	18.5%	12.5%	9.9%	9.4%	7.8%
North Carolina	23.8%	20.2%	18.3%	11.3%	9.8%	9.1%

Source: U.S. Census Bureau, American Community Survey (ACS), 5-Year Estimates
Table ID: S1701

<https://data.census.gov/cedsci/table?q=Johnston%20county%20north%20carolina%20poverty%20status&tid=ACSST5Y2019.S1701&hidePreview=true&moe=false>

Table 14. Means of Transportation to Work by Age, Johnston County (2015-2019)

Label	Estimate
Total:	92,707
Car, truck, or van:	85,928
Drove alone	76,984
Carpooled:	8,944
In 2-person carpool	6,438
In 3-person carpool	1,579
In 4-person carpool	581
In 5- or 6-person carpool	274
In 7-or-more-person carpool	72
Public transportation (excluding taxicab):	200
Bus	127
Subway or elevated rail	25
Long-distance train or commuter rail	20

Light rail, streetcar, or trolley (carro público in Puerto Rico)	28
Ferryboat	0
Taxicab	0
Motorcycle	48
Bicycle	48
Walked	498
Other means	494
Worked from home	5,491
Source: U.S. Census Bureau, American Community Survey (ACS), 5-Year Estimates Table ID: B08301 https://data.census.gov/cedsci/table?text=means%20of%20transportation&g=0500000US37101&tid=ACSDT5Y2019.B08301&moe=false&hidePreview=true	

Table 15. Financial Characteristics for Housing Units with a Mortgage in Johnston County (2015-2019)

Johnston County, North Carolina		
	Owner-occupied housing units with a mortgage	% owner-occupied housing units with a mortgage
Owner-Occupied Housing Units with a Mortgage	35,748	
Less than \$50,000	1,025	2.9%
\$50,000 to \$99,999	3,443	9.6%
\$100,000 to \$299,999	26,844	75.1%
\$300,000 to \$499,999	3,936	11.0%
\$500,000 to \$749,999	369	1.0%
\$750,000 to \$999,999	106	0.3%
\$1,000,000 or more	25	0.1%
Median (dollars)	\$ 174,900	\$ 174,900
Mortgage Status		
With either a second mortgage, or home equity loan, but not both	3,927	11.0%
Second mortgage only	667	1.9%
Home equity loan only	3,260	9.1%
Both second mortgage and home equity loan	111	0.3%

No second mortgage and no home equity loan	31,710	88.7%
Household Income in the Past 12 Months (in 2019 inflation-adjusted dollars)		
Less than \$10,000	577	1.6%
\$10,000 to \$24,999	1,627	4.6%
\$25,000 to \$34,999	2,348	6.6%
\$35,000 to \$49,999	4,187	11.7%
\$50,000 to \$74,999	7,415	20.7%
\$75,000 to \$99,999	6,274	17.6%
\$100,000 to \$149,999	8,983	25.1%
\$150,000 or more	4,337	12.1%
Median household income (dollars)	\$82,264	\$82,264
Source: U.S. Census Bureau, American Community Survey (ACS), 5-Year Estimates Table ID: S2506 https://data.census.gov/cedsci/table?q=Owneroccupied%20units%20with%20a%20Mortgage&g=0500000US37101&tid=ACSST5Y2019.S 2506&moe=false&hidePreview=true		

Table 16. Financial Characteristics for Housing Units without a Mortgage in Johnston County (2015-2019)		
	Johnston County, North Carolina	
	Owner-occupied housing units without a mortgage	% owner-occupied housing units without a mortgage
Owner-Occupied Housing Units with a Mortgage	14,588	
Less than \$50,000	2,173	14.9%
\$50,000 to \$99,999	3,244	22.2%
\$100,000 to \$199,999	5,166	35.4%
\$200,000 to \$299,999	2,494	17.1%
\$300,000 to \$499,999	1,148	7.9%
\$500,000 to \$749,999	218	1.5%
\$750,000 to 999,999	8	0.1%
\$1,000,000 or more	137	0.9%
Median (dollars)	\$130,600	\$130,600
Household Income in the Past 12 Months (in 2019 inflation-adjusted dollars)		
Less than \$10,000	796	5.5%
\$10,000 to \$24,999	2,654	18.2%
\$25,000 to \$34,999	1,682	11.5%

\$35,000 to \$49,999	2,233	15.3%
\$50,000 to \$74,999	2,956	20.3%
\$75,000 to \$99,999	1,847	12.7%
\$100,000 to \$149,999	1,577	10.8%
\$150,000 or more	843	5.8%
Median household income (dollars)	\$49,617	\$49,617
Source: U.S. Census Bureau, American Community Survey (ACS), 5-Year Estimates Table ID: S2507 https://data.census.gov/cedsci/table?q=without%20a%20Mortgage&g=0500000US37101&tid=ACSST5Y2019.S2507&moe=false&hidePreview=true		

Table 17. Live Births, Johnston County and North Carolina (2018)								
County/State	Total Births	Total Rate	Whitenon-Hispanic number	White non-Hispanic rate	Black, non-Hispanic number	Black non-Hispanic rate	Hispanic number	Hispanic rate
Johnston County	2,299	11.3	1,386	10.0	411	12.4	455	16.1
North Carolina	118,957	11.5	64,637	9.8	28,719	12.5	18,359	18.4
Source: N.C. State Center for Health Statistics. https://schs.dph.ncdhhs.gov/data/vital/volume1/2018/Johnston.html								

Table 18. Live Births by Sex, Johnston County (2018)								
County/State	Total	Total Rate	White, nonHispanic	White, non-Hispanic rate	Black, nonHispanic	Black, non-Hispanic rate	Hispanic	Hispanic rate
Male	1,175	5.8	735	5.3	196	5.9	220	7.8
Females	1,124	5.5	651	4.7	215	6.5	235	8.3

Source: N.C. State Center for Health Statistics.

<https://schs.dph.ncdhhs.gov/data/vital/volume1/2018/Johnston.html>

Table 19. Low Birth Weight, Johnston County and North Carolina (2018)

		Non-Hispanic											
		Total		Total		White		Black		Other		Hispanic	
County of Residence	Birth Weight	Births	Pct.	Births	Pct.	Births	Pct.	Births	Pct.	Births	Pct.	Births	Pct.
North Carolina	Low	55,413	9.2	48,847	9.6	25,047	7.6	20,450	14.2	3,350	9.4	6,566	7.2
	Very Low	10,222	1.7	9,080	1.8	4,011	1.2	4,591	3.2	478	1.3	1,142	1.3
Johnston	Low	972	8.4	797	8.7	501	7.0	276	14.8	20	10.0	175	7.6
	Very Low	162	1.4	139	1.5	77	1.1	57	3.1	5	2.5	23	1.0

Source: N.C. State Center for Health Statistics.

<https://schs.dph.ncdhhs.gov/data/databook/CD6AB%20LBW%20&%20VLBW%20by%20race.html>

Table 20. Fetal Death Rates per 1000 Deliveries, Johnston County and North Carolina (2014-2018)

	Total Fetal Deaths	Total Fetal Death Rate	White Non-Hispanic Fetal Deaths	White Non-Hispanic Fetal Death Rate	Af. Am. Non-Hispanic Fetal Deaths	Af. Am. Non-Hispanic Fetal Death Rate	Other Non-Hispanic Fetal Deaths	Other Non-Hispanic Fetal Death Rate	Hispanic Fetal Deaths	Hispanic Fetal Death Rate
North Carolina	4,166	6.9	1,764	5.3	1,682	11.6	194	5.4	526	5.7
Johnston	66	5.7	26	3.6	27	14.3	2	*	11	*

Source: N.C. State Center for Health Statistics.

<https://schs.dph.ncdhhs.gov/data/databook/CD8%20fetal%20death%20rates.rtf>

Table 21. Cancer Incidence Rates for selected sites per 100,000 population age adjusted to the 2000 U.S. Census, Johnston County and North Carolina (2012-2016)

County/State	Colon/Rectum		Lung/Bronchus		Female Breast		Prostate		All Cancers	
	Cases	Rate	Cases	Rate	Cases	Rate	Cases	Rate	Cases	Rate
North Carolina	21,168	37.1	40,216	68.8	49,457	161.8	35,584	115.9	277,277	481.9
Johnston	338	36.1	748	78.6	739	142.6	506	111.0	4,418	463.6

Source: N.C. State Center for Health Statistics.

<https://schs.dph.ncdhhs.gov/data/databook/CD13A%20leadingcancers.xlsx>

Table 22. Neonatal (<28 Days) Death Rates, Johnston County and North Carolina (2014-2018)

	Total neonatal deaths	Total neonatal death rate	White non-Hispanic neonatal deaths	White non-Hispanic neonatal death rate	Af. Am. Non-Hispanic neonatal deaths	Af. Am. Non-Hispanic neonatal death rate	Other non-Hispanic neonatal deaths	Other non-Hispanic neonatal death rate	Hispanic neonatal deaths	Hispanic neonatal death rate
North Carolina	2,865	4.8	1,092	3.3	1,247	8.7	160	4.5	366	4.0
Johnston County	42	3.6	22	3.1	11	*	1	*	8	*

Prepared by N.C. DHHS State Center for Health Statistics

Note: rates based on small numbers (fewer than 20 cases) are unstable and are not reported"

<https://schs.dph.ncdhhs.gov/data/databook/CD9A%20neonatal%20death%20rates.rtf>

Table 23. Age-Adjusted Death Rates, Johnston County (2014-2018)

Cause of Death:	White, non-Hispanic		African American, non-Hispanic		American Indian, non-Hispanic		Other Races, non-Hispanic		Hispanic		Male		Female		Overall	
	Deaths	Rate	Deaths	Rate	Deaths	Rate	Deaths	Rate	Deaths	Rate	Deaths	Rate	Deaths	Rate	Deaths	Rate
All Causes	5,844	821.2	1,072	816.7	16	N/A	29	508.9	196	437.1	3,603	940.0	3,554	694.9	7,157	801.6
Diseases of Heart	1,299	185.2	223	168.6	0	N/A	4	N/A	30	72.6	810	220.0	746	148.0	1,556	178.5
Acute Myocardial Infarction	205	27.3	33	25.0	0	N/A	1	N/A	4	N/A	140	33.7	103	20.0	243	26.2
Other Ischemic Heart Disease	566	79.8	87	61.2	0	N/A	1	N/A	13	N/A	371	98.7	296	57.7	667	75.1
Cerebrovascular Disease	262	38.7	65	51.1	1	N/A	2	N/A	11	N/A	155	43.6	186	37.2	341	40.2
Cancer	1,363	174.5	239	165.1	6	N/A	6	N/A	41	96.6	847	203.3	808	147.1	1,655	169.2
Colon, Rectum, and Anus	124	15.9	26	17.8	0	N/A	0	N/A	3	N/A	71	16.0	82	14.9	153	15.5
Pancreas	90	11.8	19	N/A	0	N/A	0	N/A	3	N/A	60	14.2	52	9.6	112	11.6
Trachea, Bronchus, and Lung	454	56.1	63	42.5	1	N/A	0	N/A	5	N/A	275	64.9	248	43.7	523	52.2
Breast	84	18.9	19	N/A	0	N/A	0	N/A	4	N/A	0	N/A	107	19.2	107	19.2
Prostate	43	15.8	17	N/A	0	N/A	0	N/A	1	N/A	61	17.9	0	N/A	61	17.9
Diabetes Mellitus	136	18.1	60	43.6	2	N/A	1	N/A	7	N/A	106	25.7	100	19.2	206	21.9
Pneumonia and Influenza	126	18.4	15	N/A	0	N/A	0	N/A	4	N/A	67	19.1	78	15.8	145	17.4
Chronic Lower Respiratory Diseases	421	57.7	30	23.2	2	N/A	2	N/A	0	N/A	225	61.4	230	44.4	455	51.0
Chronic Liver Disease and Cirrhosis	61	7.7	9	N/A	0	N/A	0	N/A	5	N/A	53	11.3	22	4.1	75	7.4

Septicemia	91	12.5	17	N/A	0	N/A	1	N/A	3	N/A	47	11.7	65	12.9	112	12.7
Nephritis, Nephrotic Syndrome, and Nephrosis	127	17.5	44	38.3	0	N/A	0	N/A	6	N/A	89	24.7	88	16.8	177	20.1
Unintentional Motor Vehicle Injuries	108	16.3	26	17.9	0	N/A	0	N/A	15	N/A	102	22.0	47	9.9	149	15.8
All Other Unintentional Injuries	252	38.2	32	24.2	0	N/A	0	N/A	10	N/A	186	46.6	108	22.2	294	33.0
Suicide	119	16.2	7	N/A	0	N/A	0	N/A	1	N/A	96	20.1	31	5.9	127	12.6
Homicide	15	N/A	16	N/A	0	N/A	3	N/A	2	N/A	25	5.5	11	N/A	36	4.0
Alzheimer's disease	204	33.9	28	28.6	1	N/A	2	N/A	3	N/A	80	31.0	158	33.3	238	32.7
Acquired Immune Deficiency Syndrome	4	N/A	4	N/A	0	N/A	0	N/A	2	N/A	8	N/A	2	N/A	10	N/A

Source: N.C. State Center for Health Statistics.

<https://schs.dph.ncdhhs.gov/data/databook/CD12B%20racespecific%20and%20sexspecific%20rates.rtf>

Table 24. North Carolina Newly Diagnosed Chlamydia, Gonorrhea, and Early Syphilis (Primary, Secondary and Early Latent) Infections by Residence at Time of Diagnosis, Johnston County (2018-2020)

County	Chlamydia			Gonorrhea			P. & S. Syphilis			E. L. Syphilis		
	2018 JanMar	2019 JanMar	2020 JanMar	2018 JanMar	2019 JanMar	2020 JanMar	2018 JanMar	2019 JanMar	2020 JanMar	2018 JanMar	2019 JanMar	2020 JanMar
Johnston County	220	223	223	81	66	79	3	2	4	0	4	4

Source: N.C. Division of Health and Human Services Communicable Disease Branch

<https://epi.dph.ncdhhs.gov/cd/stds/figures/vol20no1.pdf>

Table 25. All Other Unintentional Injuries Death Rates per 100,000 Residents, Johnston County and North Carolina (2018) and (2014-2018)

County/State	Number of Deaths 2018	Death Rate 2018	Number of Deaths 2014-2018	Death Rate 2014-2018	Age-Adjusted Death Rate 2014-2018
Johnston	71	35.0	294	30.8	33.0
North Carolina	4,478	43.1	19,576	38.6	37.0

Source: N.C. State Center for Health Statistics.

<https://schs.dph.ncdhhs.gov/data/vital/lcd/2018/otherinjuries.html>

Table 26. Age-Adjusted Unintentional Motor Vehicle Injury Death Rates per 100,000 Residents, Johnston County and North Carolina (2018) and (2014-2018)

County/State	Number of Deaths 2018	Death Rate 2018	Number of Deaths 2014-2018	Death Rate 2014-2018	Age-Adjusted Death Rate 2014-2018
Johnston	36	17.8	149	15.6	15.8
North Carolina	1,591	15.3	7,553	14.9	14.5

Source: N.C. State Center for Health Statistics.

<https://schs.dph.ncdhhs.gov/data/vital/lcd/2018/motorvehicle.html>

Table 27. Crime Rate per 100,000 persons, Johnston County and North Carolina (2018)

County/State	Violent Crime Rate				Property Crime Rate		
	Murder	Rape	Robbery	Agg Assault	Burglary	Larceny	MVT
North Carolina	356.6				2,406.6		
	5.8	23.7	77.1	250.0	577.4	1,667.2	162.0
Johnston County	202.3				1,564.5		

Source: N.C. Bureau of Investigation

‘-’ indicates missing data for full 12-month period for over 50 percent of the county population for 2017 and 2018 [http://ncsbi.gov/Services/SBI-Statistics/SBI-Uniform-Crime-Reports/2018-Annual-](http://ncsbi.gov/Services/SBI-Statistics/SBI-Uniform-Crime-Reports/2018-Annual-Summary.aspx)

[Summary.aspx](http://ncsbi.gov/Services/SBI-Statistics/SBI-Uniform-Crime-Reports/2018-Annual-Summary.aspx)

Table 28. Poisoning Mortality Rates per 100,000 North Carolina Resident Deaths, Johnston County and North Carolina (2015-2019)

County of Residence	Total Deaths	Crude Rate	Age-Adjusted Rate
North Carolina	9,367	18.25	18.80
Johnston County	144	14.63	15.10

Source: N.C. State Center for Health Statistics. (2015-2019). Poisoning Mortality Rates (per 100,000) 2015-2019 North Carolina Resident Deaths.

Table 29. Poisoning Mortality Rates by Race/Ethnicity per 100,000 North Carolina Resident Deaths (2019)

Race/Ethnicity	Total Deaths	Population Estimate	Crude Rate	Age-Adjusted Rate
White, Non-Hispanic	1,667	6,668,532	25.00	26.60
Black, Non-Hispanic	349	2,320,112	15.04	15.20
American Indian, Non-Hispanic	55	124,642	44.13	47.10
Other, Non-Hispanic	15	348,968	4.30	3.90
Hispanic	62	1,025,830	6.04	6.50
North Carolina Total	2,148	10,488,084	20.48	21.20

Source: N.C. State Center for Health Statistics. (2019). Poisoning Mortality Rates (per 100,000) by Race/Ethnicity 2019 North Carolina Resident Deaths.

Table 30. Poisoning Mortality Rates by Sex 2019 per 100,000 North Carolina Resident Deaths (2019)

Gender	Total Deaths	Population Estimate	Crude Rate	Age-Adjusted Rate
Male	1,485	5,100,264	29.12	30.00
Female	663	5,387,820	12.31	12.70
North Carolina Total	2,148	10,488,084	20.48	21.20

Source: N.C. State Center for Health Statistics. (2019). Poisoning Mortality Rates (per 100,000) by Sex 2019 North Carolina Resident Deaths.

Image 1. 2019 BRFSS Survey Results: North Carolina Regions Hypertension Awareness: Adults who have been told they have high blood pressure by a doctor, nurse, or other health professional (CDC calculated variable)

	Total Respond.^	Yes			No		
		N	%	C.I.(95%)	N	%	C.I.(95%)
North Carolina	4,266	1,674	35.1	33.5-36.8	2,592	64.9	63.2-66.5
Medicaid Region 4	570	209	32.6	28.4-37.1	361	67.4	62.9-71.6
GENDER							
Male	263	95	32.8	26.7-39.5	168	67.2	60.5-73.3
Female	307	114	32.4	26.8-38.6	193	67.6	61.4-73.2
RACE							
Non-Hispanic White	340	126	33.2	27.8-39.1	214	66.8	60.9-72.2
Non-Hispanic Black	138	66	42.9	34.1-52.3	72	57.1	47.7-65.9
Other	92	17	12.3	6.9-20.9	75	87.7	79.1-93.1
AGE							
18-44	236	32	13.9	9.6-19.6	204	86.1	80.4-90.4
45-64	177	75	39.5	31.8-47.8	102	60.5	52.2-68.2
65+	148	97	67.4	58.0-75.5	51	32.6	24.5-42.0

Source: N.C. State Center for Health Statistics

<https://schs.dph.ncdhhs.gov/data/brfss/2019/Medicaid/region4/ RFHYPE.html>

Image 2. 2019 BRFSS Survey Results: North Carolina Regions Chronic Health Conditions: History of any cardiovascular diseases

	Total Respond.^	Yes			No		
		N	%	C.I.(95%)	N	%	C.I.(95%)
Nor North Carolina	4,214	532	13.8	12.5-15.1	3,682	86.2	84.9-87.5
Met Medicaid Region 4	563	57	11.2	8.4-14.8	506	88.8	85.2-91.6
GEI GENDER							
Mal Male	256	26	11.4	7.5-17.0	230	88.6	83.0-92.5
Fem Female	307	31	11.1	7.5-16.0	276	88.9	84.0-92.5
RAI RACE							
Nor Non-Hispanic White	335	41	14.1	10.2-19.1	294	85.9	80.9-89.8
Nor Non-Hispanic Black	136	12	7.4	4.1-13.2	124	92.6	86.8-95.9
Oth Other	92	***	***	***	88	94.5	81.9-98.5
AGI AGE							
18- 18-44	234	23	11.6	7.5-17.5	211	88.4	82.5-92.5
45- 45-64	173	23	14.3	9.3-21.3	150	85.7	78.7-90.7
65+ 65+	148	11	5.5	2.8-10.4	137	94.5	89.6-97.2

Source: N.C. State Center for Health Statistics

<https://schs.dph.ncdhhs.gov/data/brfss/2019/Medicaid/region4/cvdhist.html>

Image 3. 2019 BRFSS Survey Results: North Carolina Regions Healthy Days: Frequent Mental Distress (within the past 30 days)

Source: N.C. State Center for Health Statistics

<https://schs.dph.ncdhhs.gov/data/brfss/2019/Medicaid/region4/FMD.html>

Image 4. All Ages: Leading Causes of Injury Death, Hospitalization, and Emergency Department Visits by County, Johnston County (2016-2019)

Leading Causes of Injury Death 2016 to 2019 JOHNSTON			Leading Causes of Injury Hospitalization 2016 to 2019 JOHNSTON			Leading Causes of Injury ED Visits 2016 to 2019 JOHNSTON		
Rank	Cause	#	Rank	Cause	#	Rank	Cause	#
1	MVT - Unintentional	121	1	Fall - Unintentional	1,523	1	Fall - Unintentional	12,195
2	Poisoning - Unintentional	120	2	MVT - Unintentional	493	2	MVT - Unintentional	8,839
3	Fall - Unintentional	84	3	Poisoning - Unintentional	246	3	Unspecified - Unintentional	5,583
4	Firearm - Self-Inflicted	69	4	Fire/Burn - Unintentional	175	4	Natural/Environmental - Unintentional	3,141
5	Firearm - Assault	23	5	Poisoning - Self-Inflicted	174	5	Struck By/Against - Unintentional	2,696
TOTAL		539	TOTAL		3,111	TOTAL		63,642

Source: N.C. Injury & Violence Prevention Branch.

https://www.injuryfreenc.ncdhhs.gov/DataSurveillance/Top5TablesByCounty2016_2019Final.p df

Image 5. Ages 0-14: Leading Causes of Injury Death, Hospitalization, and Emergency Department Visits by County, Johnston County (2016-2019).

Leading Causes of Injury Death 2016 to 2019 JOHNSTON			Leading Causes of Injury Hospitalization 2016 to 2019 JOHNSTON			Leading Causes of Injury ED Visits 2016 to 2019 JOHNSTON		
Rank	Cause	#	Rank	Cause	#	Rank	Cause	#
1	Drowning/Submersion - Unintentional	3	1	Fire/Burn - Unintentional	49	1	Fall - Unintentional	1,927
2	Suffocation - Unintentional; MVT - Unintentional; Fire/Burn - Unintentional	2	2	Fall - Unintentional	37	2	MVT - Unintentional	933
3	Suffocation - Undetermined; Pedestrian Other - Unintentional; Firearm - Self-Inflicted; Firearm - Assault; Fall - Unintentional	1	3	MVT - Unintentional	22	3	Unspecified - Unintentional	917
4		0	4	Poisoning - Unintentional	17	4	Natural/Environmental - Unintentional	869
5		0	5	Unspecified - Unintentional	15	5	Struck By/Against - Unintentional	704
TOTAL		14	TOTAL		168	TOTAL		12,036

Source: N.C. Injury & Violence Prevention Branch.

https://www.injuryfreenc.ncdhhs.gov/DataSurveillance/Top5TablesByCounty2016_2019_ages014Final.pdf

Image 6. Ages 15-34: Leading Causes of Injury Death, Hospitalization, and Emergency Department Visits by County, Johnston County (2016-2019).

Leading Causes of Injury Death 2016 to 2019 JOHNSTON			Leading Causes of Injury Hospitalization 2016 to 2019 JOHNSTON			Leading Causes of Injury ED Visits 2016 to 2019 JOHNSTON		
Rank	Cause	#	Rank	Cause	#	Rank	Cause	#
1	MVT - Unintentional	43	1	MVT - Unintentional	179	1	MVT - Unintentional	3,839
2	Poisoning - Unintentional	42	2	Poisoning - Self-Inflicted	65	2	Unspecified - Unintentional	1,669
3	Firearm - Assault	15	3	Poisoning - Unintentional	60	3	Fall - Unintentional	1,604
4	Firearm - Self-Inflicted	12	4	Fall - Unintentional	48	4	Struck By/Against - Unintentional	891
5	Suffocation - Self-Inflicted	6	5	Fire/Burn - Unintentional	42	5	Natural/Environmental - Unintentional	848
TOTAL		130	TOTAL		529	TOTAL		18,620

Source: N.C. Injury & Violence Prevention Branch.

https://www.injuryfreenc.ncdhhs.gov/DataSurveillance/Top5TablesByCounty2016_2019_ages15-34Final.pdf

Image 7. Ages 35-64: Leading Causes of Injury Death, Hospitalization, and Emergency Department Visits by County, Johnston County (2016-2019)

Leading Causes of Injury Death 2016 to 2019 JOHNSTON			Leading Causes of Injury Hospitalization 2016 to 2019 JOHNSTON			Leading Causes of Injury ED Visits 2016 to 2019 JOHNSTON		
Rank	Cause	#	Rank	Cause	#	Rank	Cause	#
1	Poisoning - Unintentional	73	1	Fall - Unintentional	330	1	Fall - Unintentional	3,526
2	MVT - Unintentional	60	2	MVT - Unintentional	198	2	MVT - Unintentional	3,399
3	Firearm - Self-Inflicted	39	3	Poisoning - Unintentional	112	3	Unspecified - Unintentional	2,185
4	Fall - Unintentional	14	4	Poisoning - Self-Inflicted	92	4	Natural/Environmental - Unintentional	1,122
5	Suffocation - Self-Inflicted	9	5	Fire/Burn - Unintentional	68	5	Struck By/Against - Unintentional	827
TOTAL		243	TOTAL		999	TOTAL		21,442

Source: N.C. Injury & Violence Prevention Branch.

https://www.injuryfreenc.ncdhhs.gov/DataSurveillance/Top5TablesByCounty2016_2019_ages3_5-64Final.pdf

Image 8. Ages 65+: Leading Causes of Injury Death, Hospitalization, and Emergency Department Visits by County, Johnston County (2016-2019).

Leading Causes of Injury Death 2016 to 2019 JOHNSTON			Leading Causes of Injury Hospitalization 2016 to 2019 JOHNSTON			Leading Causes of Injury ED Visits 2016 to 2019 JOHNSTON		
Rank	Cause	#	Rank	Cause	#	Rank	Cause	#
1	Fall - Unintentional	68	1	Fall - Unintentional	1,108	1	Fall - Unintentional	5,138
2	Firearm - Self-Inflicted	17	2	MVT - Unintentional	94	2	Unspecified - Unintentional	812
3	MVT - Unintentional	16	3	Unspecified - Unintentional	70	3	MVT - Unintentional	668
4	Unspecified - Unintentional	13	4	Poisoning - Unintentional	57	4	Natural/Environmental - Unintentional	302
5	Suffocation - Unintentional	11	5	Struck By/Against - Unintentional	18	5	Struck By/Against - Unintentional	274
TOTAL		152	TOTAL		1,415	TOTAL		11,544

Source: N.C. Injury & Violence Prevention Branch.

https://www.injuryfreenc.ncdhhs.gov/DataSurveillance/Top5TablesByCounty2016_2019_ages6_5upFinal.pdf

References


N.C. Bureau of Investigation. (2018). Crime in North Carolina. Retrieved from <http://ncsbi.gov/Services/SBI-Statistics/SBI-Uniform-Crime-Reports/2018-AnnualSummary.aspx>

- N.C. Division of Health and Human Services Communicable Disease Branch. (2020). North Carolina HIV/STD Quarterly Surveillance Report: Vol. 2020, No. 1. Retrieved from <https://epi.dph.ncdhhs.gov/cd/stds/figures/vol20no1.pdf>
- N.C. Injury & Violence Prevention Branch. (2016-2019) Leading Causes of Injury Death, Hospitalizations, and Emergency Department Visits All Ages. Retrieved from https://www.injuryfreenc.ncdhhs.gov/DataSurveillance/Top5TablesByCounty2016_2019_Final.pdf
- N.C. Injury & Violence Prevention Branch. (2016-2019) Leading Causes of Injury Death, Hospitalizations, and Emergency Department Visits Ages 0-14. Retrieved from https://www.injuryfreenc.ncdhhs.gov/DataSurveillance/Top5TablesByCounty2016_2019_ages0-14Final.pdf
- N.C. Injury & Violence Prevention Branch. (2016-2019) Leading Causes of Injury Death, Hospitalizations, and Emergency Department Visits Ages 15-34. Retrieved from https://www.injuryfreenc.ncdhhs.gov/DataSurveillance/Top5TablesByCounty2016_2019_ages15-34Final.pdf
- N.C. Injury & Violence Prevention Branch. (2016-2019) Leading Causes of Injury Death, Hospitalizations, and Emergency Department Visits Ages 35-65. Retrieved from https://www.injuryfreenc.ncdhhs.gov/DataSurveillance/Top5TablesByCounty2016_2019_ages35-64Final.pdf
- N.C. Injury & Violence Prevention Branch. (2016-2019) Leading Causes of Injury Death, Hospitalizations, and Emergency Department Visits Ages 65+. Retrieved from https://www.injuryfreenc.ncdhhs.gov/DataSurveillance/Top5TablesByCounty2016_2019_ages65upFinal.pdf
- N.C. State Center for Health Statistics. (2014-2018). All Other Unintentional Injuries Death Rates per 100,000. Retrieved from <https://schs.dph.ncdhhs.gov/data/vital/lcd/2018/otherinjuries.html>
- N.C. State Center for Health Statistics. (2019). BRFSS Survey Results: North Carolina Regions Chronic Health Conditions: History of any cardiovascular diseases. Retrieved from <https://schs.dph.ncdhhs.gov/data/brfss/2019/Medicaid/region4/cvdhist.html>
- N.C. State Center for Health Statistics. (2019). BRFSS Survey Results: North Carolina Regions Healthy Days: Frequent Mental Distress (within the past 30 days). Retrieved from <https://schs.dph.ncdhhs.gov/data/brfss/2019/Medicaid/region4/FMD.html>
- N.C. State Center for Health Statistics. (2019). BRFSS Survey Results: North Carolina Regions Hypertension Awareness: Adults who have been told they have high blood pressure by a doctor, nurse, or other health professional (CDC calculated variable). Retrieved from <https://schs.dph.ncdhhs.gov/data/brfss/2019/Medicaid/region4/RFHYPE.html>
- N.C. State Center for Health Statistics. (2012-2016). Cancer Incidence Rates by County for selected cities per 100,000 population Age-Adjusted to the 2000 US Census. Retrieved from <https://schs.dph.ncdhhs.gov/data/databook/CD13A%20leadingcancers.xlsx>
- N.C. State Center for Health Statistics. (2014-2018). Fetal death Rates per 1,000 Deliveries. Retrieved from <https://schs.dph.ncdhhs.gov/data/databook/CD8%20fetal%20death%20rates.rtf>
- N.C. State Center for Health Statistics. (2018). Live Births. Retrieved from <https://schs.dph.ncdhhs.gov/data/vital/volume1/2018/Johnston.html>
- N.C. State Center for Health Statistics. (2014-2018). Live Births by Sex. Retrieved from <https://schs.dph.ncdhhs.gov/data/vital/volume1/2018/Johnston.html>

- N.C. State Center for Health Statistics. (2018). Low Birth Weight. Retrieved from <https://schs.dph.ncdhhs.gov/data/databook/CD6A-B%20LBW%20&%20VLBW%20by%20race.html>
- N.C. State Center for Health Statistics. (2014-2018). Motor Vehicle Injury Death Rates per 100,000. Retrieved from <https://schs.dph.ncdhhs.gov/data/vital/lcd/2018/motorvehicle.html>
- N.C. State Center for Health Statistics. (2014-2018). Neonatal (<28 Days) Death Rates per 1,000 Live Births. Retrieved from <https://schs.dph.ncdhhs.gov/data/databook/CD9A%20neonatal%20death%20rates.rtf>
- N.C. State Center for Health Statistics. (2015-2019). Poisoning Mortality Rates (per 100,000) 2015-2019 North Carolina Resident Deaths.
- N.C. State Center for Health Statistics. (2019). Poisoning Mortality Rates (per 100,000) by Race/Ethnicity 2019 North Carolina Resident Deaths.
- N.C. State Center for Health Statistics. (2019). Poisoning Mortality Rates (per 100,000) by Sex 2019 North Carolina Resident Deaths.
- N.C. State Center for Health Statistics. (2014-2018). Race/Ethnicity-Specific Age Adjusted Death Rates Standard = Year 2000 U.S. Population per 100,000 for Johnston County. Retrieved from <https://schs.dph.ncdhhs.gov/data/databook/CD12B%20racespecific%20and%20sexspecific%20rates.rtf>
- North Carolina ACT Benchmark Percentages by State, System, and School for Grade 11 Students. (2016-2019). Retrieved from <https://ncreports.ondemand.sas.com/src/?county=Johnston>
- North Carolina SAT Performance by District and School. (2016-2019). Retrieved from <https://ncreports.ondemand.sas.com/src/?county=Johnston>
- U.S. Census Bureau American Community Survey 5-Year Estimates Data Profiles (2015-2019). Age. Retrieved from <https://data.census.gov/cedsci/table?q=johnston%20county%20north%20carolina%20housing%20and%20demographics&tid=ACSDP5Y2019.DP05&hidePreview=true>
- U.S. Census Bureau American Community Survey 5-Year Estimates Data Profiles (2015-2019). Hispanic or Latino Origin and Race. Retrieved from <https://data.census.gov/cedsci/table?q=johnston%20county%20north%20carolina%20housing%20and%20demographics&tid=ACSDP5Y2019.DP05&hidePreview=true>
- U.S. Census Bureau American Community Survey 5-Year Estimates Data Profiles (2015-2019). Race/Ethnicity. Retrieved from <https://data.census.gov/cedsci/table?q=johnston%20county%20north%20carolina%20housing%20and%20demographics&tid=ACSDP5Y2019.DP05&hidePreview=true>
- U.S. Census Bureau American Community Survey 5-Year Estimates Subject Tables (2015-2019). Educational Attainment. Retrieved from <https://data.census.gov/cedsci/table?q=johnston%20county%20north%20carolina%20educational%20attainment&tid=ACSST5Y2019.S1501&hidePreview=true&moe=false>
- U.S. Census Bureau American Community Survey 5-Year Estimates Subject Tables (2015-2019). Financial Characteristics for Housing Units With a Mortgage. Retrieved from <https://data.census.gov/cedsci/table?q=Owneroccupied%20units%20with%20a%20Mortgage&g=0500000US37101&tid=ACSST5Y2019.S2506&moe=false&hidePreview=true>
- U.S. Census Bureau.

- American Community Survey 5-Year Estimates Subject Tables (20152019). Financial Characteristics for Housing Units Without a Mortgage. Retrieved from <https://data.census.gov/cedsci/table?q=without%20a%20Mortgage&g=0500000US37101&tid=ACSST5Y2019.S2507&moe=false&hidePreview=true>
- U.S. Census Bureau American Community Survey 5-Year Estimates Subject Tables. (20152019). Income in the past 12 months (in 2019 Inflation-Adjusted Dollars). Retrieved from <https://data.census.gov/cedsci/table?q=johnston%20county%20north%20carolina%20income%20&tid=ACSST5Y2019.S1901&hidePreview=true>
- U.S. Census Bureau American Community Survey 5-Year Estimates Subject Tables (20152019). Limited English-Speaking Households. Retrieved from <https://data.census.gov/cedsci/table?q=S1602&g=0500000US37101&tid=ACSST5Y2019.S1602&hidePreview=true>
- U.S. Census Bureau American Community Survey 5-Year Estimates Subject Tables (20152019). Means of Transportation to Work. Retrieved from <https://data.census.gov/cedsci/table?text=means%20of%20transportation&g=0500000US37101&tid=ACSDT5Y2019.B08301&moe=false&hidePreview=true>
- U.S. Census Bureau American Community Survey 5-Year Estimates Subject Tables (20152019). Poverty Status in the past 12 months. Retrieved from <https://data.census.gov/cedsci/table?q=Johnston%20county%20north%20carolina%20poverty%20status&tid=ACSST5Y2019.S1701&hidePreview=true&moe=false>
- U.S. Census Bureau American Community Survey 5-Year Estimates Subject Tables (2015-2019). Veteran Status. Retrieved from <https://data.census.gov/cedsci/table?text=veteran%20status&g=0500000US37101&tid=ACSST5Y2019.S2101&moe=false&hidePreview=true>
- U.S. Census Bureau Census QuickFacts Estimates (2019). Age and Sex. Retrieved from <https://www.census.gov/quickfacts/fact/table/johnstoncountynorthcarolina/PST045219>
- U.S. Census Bureau, Census QuickFacts Estimates (2019). Age Distribution. Retrieved from <https://www.census.gov/quickfacts/fact/table/johnstoncountynorthcarolina/PST045219>
- U.S. Census Bureau, Census QuickFacts Estimates (2019). Population Estimates. Retrieved from <https://www.census.gov/quickfacts/fact/table/johnstoncountynorthcarolina/PST045219>

Appendix D: Community Resources Guide



COMMUNITY RESOURCE GUIDE

This guide is a list Community Resources servicing Johnston County citizens.

*If you would like to be added to this resource guide or if you see a change that needs to be made, please contact us at health_dept@johnstonnc.com

Johnston County NC

Update 2/22

Table of Contents

1. Parenting/Parent Resources.....	2
2. Clothing.....	5
3. Domestic Violence.....	6
4. Education/Training.....	9
5. Employment.....	12
6. Financial Assistance.....	15
7. Local County Government.....	16
8. Medical Services.....	19
9. Mental Health.....	31
10. Substance Misuse & Treatment Resources.....	35
11. Nutrition and Food Assistance.....	42
12. Rent/Utility Housing.....	49
13. Support Groups.....	56
14. Transportation.....	59
15. Veterans.....	60
16. Youth Services.....	61

Parenting/Parent Resources

Program Name:	Johnston-Lee-Harnett Community Action	Services Offered:
Address:	1102 Massey Street	Head Start provides comprehensive pre-school services to pregnant mothers and for children 6 weeks to 4 years old as well as services to the entire family
State, City, Zip Code	Smithfield, NC 27577	
Phone No.:	(919) 934-2145	
Website:	https://www.jlhcommunityaction.org	

Program Name:	Children's Developmental Services Agency	Services Offered:
Address:	1329 N. Brightleaf Blvd.	Developmental services for children.
State, City, Zip Code	Smithfield, NC 27577	
Phone No.:	984-201-8100	

Program Name:	Johnston County Department of Social Services	Services Offered:
Address:	714 North Street,	Food Stamps (FNS), Medicaid, Temporary Assistance Needy Families (TANF), Child Care, Child Protection, Adult Protection, Foster Parenting, Transportation, and more.,
State, City, Zip Code	Smithfield, NC 27577	
Phone No.:	(919) 989-5300	
Website:	https://www.johnstonnc.com/dss/index.cfm	
Email	dss@johnstonnc.com	

Program Name:	Johnston Early Learning Center	Services Offered:
Address:	514 N. BrightLeaf Blvd. Suite 1717 (Behind the Johnston Medical Mall)	Hours: 6:15 AM – 6:00 PM, Monday through Friday. The Early Learning Center provides childcare for children ages 6 weeks to 5 years of age. Billing arrangements can be made, DSS
State, City, Zip Code	Smithfield, NC 27577	
Phone No.:	(919) 938-7578	

Website:	www.johnstonhealth.org/early-learning-center/	vouchers are accepted, and no referral is needed.
Program Name:	Child Care Resource & Referral//JCPFC	Services Offered:
Address:	1406 A South Pollock Street	<p>Hours: 8:00 AM – 5:00 PM, Monday through Friday.</p> <p>Child Care Referrals and Family services provide assistance with diapers, baby formula, emergency clothing, and emergency utility assistance (all depending on availability).</p>
State, City, Zip Code	Selma, NC 27576	
Phone No.:	(919) 202-0002	
Website:	www.pfcjc.org	
Email	cpeterson@pfcjc.org	
Program Name:	Partnership for Children of Johnston County / NC Pre-K	Service(s) Offered:
Address:	1406 A South Pollock Street	<p>NC Pre-Kindergarten experience for at-risk four-year-old children, the year before they enter Kindergarten.</p>
State, City, Zip Code	Selma, NC 27576	
Phone No.:	(919) 202-0002	
Website:	www.pfcjc.org	
Email	info@pfcjc.org	
Program Name:	Partnership for Children of Johnston County Resource Library	Services Offered:
Address:	1406 A South Pollock Street	<p>Hours: 8:00 AM – 5:00 PM, Monday through Friday.</p> <p>Educationally appropriate toys and resources including Books, curriculum guides, and more for the early care and education for professionals and families of young children (there is a minimal annual fee of \$20.00 per family per year).</p>
State, City, Zip Code	Selma, NC 27576	
Phone No.:	(919) 202-0002	
Website:	www.pfcjc.org	

Program Name:	Partnership for Children of Johnston County-Safe Kids Coalition	Services Offered:
Address:	1406-A South Pollock Street,	Serving Johnston County through prevention, intervention, and education through the following programs; Child Passenger Safety, Pedestrian Safety, Water Safety, Fire Prevention, Poison Prevention, Firearm Safety, and the Buckle Up Program. These programs are free to anyone, there is a minimal cost. Car seats are also available to families who need them.
State, City, Zip Code	Selma, NC 27576	
Phone No.:	(919) 202-0002	
Website:	www.pfcjc.org	

Program Name:	Whitley Memorial United Methodist Church – Food Distribution Center	Services Offered:
Address:	300 Wilson Mills Road	Provides food for babies as needed.
State, City, Zip Code	Smithfield, NC 27577	
Phone No.:	(919) 934-8834	

Program Name:	Childcare SEARCH	Services Offered:
Phone No.:	1-800-505-1000	24-hour 1-800 hotline to locate child care providers

Clothing

Program Name:	Garner Area Ministries	Services Offered:
Address:	558 Village Court	<p>Hours: Monday, Wednesday and Friday 9:00 am- 12 Noon</p> <p>Clients can receive food from our pantry and clothing from our Thrift Store every three months as needed. Serves 27529, 27603, and 27610 zip codes primarily.</p>
State, City, Zip Code	Garner, NC 27529	
Phone No.:	919-772-9100	
Website:	http://www.gam-nc.org/assistance.aspx	
Email:	garner.area.ministries@gmail.com	

Program Name:	Harbor, INC of Johnston County PIZAZZ Shop	Services Offered:
Address:	132 E Main St	<p>Store Hours: Monday – Thursday 10-4 Friday 10-5 Saturday 10-2</p> <p>Upscale Retail PIAZZ PROVIDES</p> <p>Harbor’s upscale resale shops that provide clothing and household items. Proceeds go towards program operation.</p>
State, City, Zip Code	Clayton, NC 27520	
Phone No.:	919-550-1915	
Website:	www.harborshelter.org	

Program Name:	Smithfield Rescue Mission	Services Offered:
Address:	523 Glenn Street	<p>The Smithfield Rescue Mission is dedicated to improving the well-being of those in need of the basic necessities of life; such as shelter, food, clothing, and toiletries, as well as educational, emotional, and spiritual guidance. Emergency Shelter, New Life Program (employment prep, community support), 30/90 to work (work search program).</p>
State, City, Zip Code	Smithfield, NC 27577	
Phone No.:	(919) 934-9257	
Website:	www.smithfieldrescue.org	
Email:	admin@smithfieldrescue.org	

Domestic Violence

Program Name:	Harbor, Inc. of Johnston County	Services Offered:
Address:	P.O. Box 1903	Hours: 8:30 AM - 5:00 PM, Monday-Friday. The Crisis Line and Shelter are open 24 hours a day / 7 days/week. 24 Hour Residential Program offers shelter for up to 45 days for women and children, counseling, court advocates, referrals to legal services, child advocates, The New Choices Program, 24/7 Crisis Line, community resources. Must be a victim of domestic violence or sexual assault or a displaced homemaker (all services are free to clients).
State, City, Zip Code	Smithfield, NC 27577	
Phone No.:	Office: (919) 938-3566	
Website:	www.harborshelter.org	
Crisis Line	(919) 631-5478	
Email:	info@harborshelter.org	

Program Name:	Town of Benson Police Department	Services Offered:
Address:	303 E. Church Street	The department provides law enforcement services and programs to the residents of Benson.
State, City, Zip Code	Benson, NC 27504	
Phone No.:	(919) 894-2091	
Website:	www.townofbenson.com/2160/Police	

Program Name:	Town of Clayton Police Department	Services Offered:
Address:	315 E. 2nd Street	The Clayton Police Department serves the town only. Rescue and fire serve the town and assigned county areas.
State, City, Zip Code	Clayton, NC 27520	
Phone No.:	(919) 553-4611	
Website:	www.townofclaytonnc.org/168/Police-Department	

Program Name:	Town of Four Oaks Police Department	Services Offered:
Address:	304 North Main Street	The department provides law enforcement services and programs to the residents of Four Oaks.
State, City, Zip Code	Four Oaks, NC 27524	
Phone No.:	(919) 963-3112	
Website:	http://fouroaks-nc.com/police/	

Program Name:	Town of Kenly Police Department	Services Offered:
Address:	207 West 2 nd Street	The Department provides law enforcement services to the residents of Kenly.
State, City, Zip Code	Kenly, NC 27542	
Phone No.:	(919)284-2116	
Website:	http://www.townofkenly.com	

Program Name:	Town of Pine Level Police Department	Services Offered:
Address:	306 E Brown St,	The department provides law enforcement services and programs to the residents of Pine Level.
State, City, Zip Code	Pine Level, NC 27568	
Phone No.:	(919) 965-2045	
Website:	http://pinelevel.org/departments/police/	

Program Name:	Town of Princeton Police Department	Services Offered:
Address:	503 Doctor Donnie H. Jones Jr. Blvd West,	The department provides law enforcement services and programs to the residents of Princeton.
State, City, Zip Code	Princeton, NC 27569	
Phone No.:	(919) 936-1125	

Program Name:	Town of Selma / Police Department	Services Offered:
Address:	1200 S. Pollock St.	The office provides law enforcement services to the residents of Selma.
State, City, Zip Code	Selma, NC 27576	
Phone No.:	(919) 965-8189	
Website:	https://selma-nc.com/departments/police/	

Program Name:	Town of Smithfield/ Police Department	Services Offered:
Address:	110 South 5th Street	The Program provides law enforcement services to the residents of Smithfield
State, City, Zip Code	Smithfield, NC 27577	
Phone No.:	919-934-2121	
Website:	www.smithfield-nc.com/page/police_home	

Program Name:	Johnston County DSS / Child Services	Services Offered:
Address:	714 North Street	Child Protective Services - Ensures safe, permanent, nurturing families for children by protecting them from abuse and neglect while attempting to preserve the family unit. After hours, weekends and holidays, please call 911 or (919) 989-5000.
State, City, Zip Code	Smithfield, NC 27577	
Phone No.:	919-989-5300	
Website:	https://www.johnstonnc.com/dss/content.cfm?pageid=cps	
Email	dss@johnstonnc.com	

Program Name:	Reentry Community Penalty	Services Offered:
Address:	1329 N Brightleaf Blvd # A2,	Domestic Violence community intervention program for men.
State, City, Zip Code	Smithfield, NC 27577	
Phone No.:	(919) 989-7278 & (877) 642-4211	

Education/Training

Program Name:	NextGen Career Center	Services Offered: Community employment services, training and assist in developing partnerships with employers to provide job opportunities for persons with disabilities; training opportunities available.
Address:	912-A N Brightleaf Blvd	
State, City, Zip Code	Smithfield, NC 27577	
Phone No.:	(919) 934-1029	
Website:	www.jcindustries.com/program-services/youth	

Program Name:	NCWorks Career Center- Johnston County	Services Offered: Job assistance, employer assistance, & career resources.
Address:	8998 US HWY 70 BUS West Suite 100	
State, City, Zip Code	Clayton, NC 27520	
Phone No.:	(919) 553-0953	
Website:	www.ncworks.gov/vosnet/Default.aspx	
Email:	ncworks.8200@ncommerce.com	

Program Name:	Johnston Community College Human Resource Development (HRD)	Services Offered: Employability classes designed to educate & train individuals for success in the workplace. HRD provides skill assessments services, skills training, and career development counseling to unemployed and underemployed adults. No referral needed, apply directly.
Address:	245 College Rd	
State, City, Zip Code	Smithfield, NC 27577	
Phone No.:	(919) 209-2595	
Website:	www.johnstoncc.edu/employability-skills/	
Email:	bkharris1@johnstoncc.edu	

Program Name:	Johnston County Public Schools (JCPS)	Services Offered:
Address:	2320 US 70 Business-East/P.O. Box 1336	Job opportunities with Johnston County school systems.
State, City, Zip Code	Smithfield, NC 27577	
Phone No.:	(919) 934-6031	
Website:	www.johnston.k12.nc.us/hr	

Program Name:	Johnston County Public Health Department	Services Offered:
Address:	517 N. Brightleaf Blvd	Clinical Education including childbirth, parenting, contraception, communicable disease, chronic disease, child health concerns, community programming, & specialty education including smoking cessation, diabetes, & childbirth.
State, City, Zip Code	Smithfield, NC 27577	
Phone No.:	(919) 989-5200	
Website:	http://www.johnstonnc.com	
Email:	health_dept@johnstonnc.com	

Program Name:	Johnston Community College-Literacy	Services Offered:
Address:	245 College Rd	The Literacy Program has reading tutors that provides transportation for students to and from classes, recruits' students, assists in advertising the program, and assists in securing community facilities for literacy classes. We also provide
State, City, Zip Code	Smithfield, NC 27577	
Phone No.:	(919) 209-2042	

Website:	www.johnstoncc.edu/programs/education/cond/foundationsofliteracy.aspx	Human Resources Development (HRD) skills assessment services, Career Development skills assessment services, employability skills/training classes, career counseling to adults seeking employment. Workshops include: Resume writing, interview preparation, career exploration, work-based learning, job placement, and career counseling
-----------------	--	---

Program Name:	Johnston Community College High School Equivalency Courses	Services Offered:
Address:	245 College Road Elsee A149	High School Equivalency (HSE) courses prepare learners to pass a designated set of high school equivalency tests. These courses are delivered in a seated format or online pending availability.
State, City, Zip Code	Smithfield, NC 27577	
Phone No.:	(919)209-2122	
Website:	www.johnstoncc.edu/programs/basic-skills/high-school-equivalency.aspx	
Email:	tmdobbin@johnstoncc.edu	

Program Name:	Cooperative Extension	Services Offered:
Address:	2736 NC Hwy. 210	Improving the quality of people's lives through developing and enhancing their education levels.
State, City, Zip Code	Smithfield, NC 27597	
Phone No.:	(919) 989-5380	
Website:	https://johnston.ces.ncsu.edu/	

Program Name:	Triangle South Literacy Works, Inc.	Services Offered:
Address:	600 S. Magnolia Ave.	TSLW helps adults improve their English language skills through reading, speaking, and writing--as
State, City, Zip Code	Dunn, NC 28334	

Phone No.:	(910) 891-4111	well as math, financial literacy and computer skills. We serve students ages 16+ in Harnett, Johnston, and Sampson Counties.
Website:	www.tslitworks.org	

Employment

Program Name:	Johnston-Lee-Harnett Community Action	Services Offered:
Address:	1102 Massey Street	This program is designed to assist people with little money or job training to get a job.
State, City, Zip Code	Smithfield, NC 27577	
Phone No.:	(919) 934-2145	
Website:	https://www.jlhcommunityaction.org	

Program Name:	NCWorks Career Center- Johnston County	Services Offered:
Address:	8998 US HWY 70 BUS West Suite 100	Job assistance, employer assistance, & career resources.
State, City, Zip Code	Clayton, NC 27520	
Phone No.:	(919) 553-0953	
Website:	www.ncworks.gov/vosnet/Default.aspx	
Email:	ncworks.8200@nccommerce.com	

Program Name:	Johnston County Industries (JCI)	Services Offered:
Address:	1100 East Preston Street	Community employment services, training and assist in developing partnerships with employers to provide job opportunities for persons with disabilities; training opportunities available.
State, City, Zip Code	Selma, North Carolina 27576	
Phone No.:	Tel: 919-743-8700	
Website:	https://www.jcindustries.com/	

Program Name:	Work First Family Assistance-DSS	Services Offered:
Address:	714 North Street	Work First program helps put welfare recipients to work. The program provides a monthly check to families. The amount of the check
State, City, Zip Code	Smithfield, NC 27577	

Phone No.:	919-989-5300	depends on the number of individuals in the family and the amount of family income. There must be a child under age 18 in the home.
Website:	https://www.johnstonnc.com/dss/	

Program Name:	TCI (Tri County Industries)	Services Offered:
Address:	1250 Atlantic Ave	Our Employment Specialists aid our participants in finding jobs and are available to provide the training needed for them to be able to perform the job successfully on their own.
State, City, Zip Code	Rocky Mount, NC 27801	
Phone No.:	(252) 977-3800	
Website:	https://tcionworks.com/	

Program Name:	Project Skill UP	Services Offered:
Address:	135 Best Wood Drive	Johnston County Project Skill UP is a scholarship program specifically designed to provide short-term training leading to employment for those adversely affected by changes in the farming and tobacco industry or military families.
State, City, Zip Code	Clayton, NC 27520	
Phone No.:	(919) 209-2591	
Website:	https://www.johnstoncc.edu/continuing-education/johnston-county-works.aspx	

Program Name:	Johnston Community College	Services Offered:
Address:	PO Box 2350, 245 College Road	Job resources, career placement opportunities, and educational advancements.
State, City, Zip Code	Smithfield, NC 27577	
Phone No.:	(919) 934-3051	
Website:	http://www.johnstoncc.edu/	

Program Name:	Community Success Initiative	Services Offered:
Address:	1830-B Tillery Place	Through a network of community partners, we work with men and women in prison, former prisoners, people in transition, and their
State, City, Zip Code	Raleigh, NC 27604	

Phone No.:	919-754-5332	families through our Resource Center Without Walls. We provide small group trainings and individual mentoring in general life skills, leadership, entrepreneurship, financial literacy, and areas related to transitioning back into family and community life.
Website:	www.communitysuccess.org/contact-us/	
E-mail:	inquiry@communitysuccess.org	

Program Name:	Salvation Army	Services Offered:
Address:	306 North Brightleaf Blvd.	Food Assistance is given one time per month Monday, Wednesday, Friday (9:00 AM - 4:00 PM) Service(s) Offered: Employment / Food assistance (Must see counselor first, ID required).
State, City, Zip Code	Smithfield, NC 27577	
Phone No.:	(919) 934-9102	
Website:	www.salvationarmyusa.org/usn/	
E-mail:	smithfieldnc@uss.salvationarmy.org	

Program Name:	NC Division of Vocational Rehabilitation	Services Offered:
Address:	18 Noble Street	The Division of Vocational Rehabilitation Services provides counseling, training, education, transportation, job placement, assistive technology and other support services to people with disabilities.
State, City, Zip Code	Smithfield, NC 27577	
Phone No.:	919-934-0525	
Website:	https://www.johnstonnc.com/health/CommResources2.cfm?AgencyID=53	

Program Name:	North Carolina Department of Health and Human Services, Division of Aging & Adult Services	Services Offered:
Address:	693 Palmer Dr/2101 Mail Service Center	The National Council on Aging (NCOA) trains unemployed mature adults 55 and older to participate in a paid training program. Potential participants must be willing to seek employment, and meet all eligibility
State, City, Zip Code	Raleigh, NC 27699	
Phone No.:	(919) 733-0440	

Website:	www.ncoa.org	and income guideline requirements.
-----------------	--	------------------------------------

Financial Assistance

Program Name:	Johnston-Lee-Harnett Community Action	Services Offered:
Address:	1102 Massey Street	Providing emergency assistance - a comprehensive approach to assisting families in need of financial services.
State, City, Zip Code	Smithfield, NC 27577	
Phone No.:	(919) 934-2145	
Website:	https://www.jlhcommunityaction.org	
Email:	jlhca@jlhcommunityaction.org	

Program Name:	Johnston County Department of Social Services-Nursing Home/Financial Assistance, Crisis Program	Services Offered:
Address:	714 North Street,	Providing financial assistance for nursing home to families of the elderly. Crisis Intervention Program (CIP) is a program that provides emergency assistance to households that apply and are in heating or cooling related crisis.
State, City, Zip Code	Smithfield, NC 27577	
Phone No.:	(919) 989-5300	
Website:	https://www.johnstonnc.com/dss/index.cfm	
Email	dss@johnstonnc.com	

Local County Government

Program Name:	Town of Benson	Services Offered:
Address:	303 East Church Street	The town provides municipal services and programs to the residents of Benson.
State, City, Zip Code	Benson, NC 27504	
Phone No.:	(919) 894-3553	
Website:	www.townofbenson.com/	

Program Name:	Town of Clayton	Services Offered:
Address:	111 East Second Street	The town provides municipal services and programs to the residents of Clayton.
State, City, Zip Code	Clayton NC 27520	
Phone No.:	(919) 553-5002	
Website:	https://www.townofclaytonnc.org/	

Program Name:	Town of Four Oaks	Services Offered:
Address:	304 North Main Street	The town provides municipal services and programs to the residents of Four Oaks. The town issues privilege licenses.
State, City, Zip Code	Four Oaks, NC 27524	
Phone No.:	(919) 963-3112	
Website:	www.fouroaks-nc.com	

Program Name:	Town of Pine Level	Services Offered:
Address:	306 East Brown St	Municipal Services - The town of Pine Level issues zoning permits,
State, City, Zip Code	Pine Level, NC 27568	

Phone No.:	(919) 965-2284	provides water and sewer connections, and coordinates garbage pick-up.
Website:	http://pinelevel.org/	

Program Name:	Town of Kenly	Services Offered:
Address:	207 West Second St.	The town of Kenly issues building permits and provides municipal services and programs to the residents of Kenly.
State, City, Zip Code	Kenly, NC 27542	
Phone No.:	(919) 284-2116	
Website:	https://townofkenly.com/	
E-mail:	townofkenly@townofkenly.com	

Program Name:	Town of Princeton	Services Offered:
Address:	207 West Second Street	The town of Princeton issues privilege licenses and garbage pick-up; provides municipal services and programs to the residents of Princeton.
State, City, Zip Code	Kenly, North Carolina, 27542	
Phone No.:	919-284-2116	
Website:	https://townofkenly.com/	
E-mail:	townofkenly@townofkenly.com	

Program Name:	Town of Selma	Services Offered:
Address:	114 North Raiford St	The town provides municipal services and programs to the residents of Selma.
State, City, Zip Code	Selma, NC 27576	
Phone No.:	Tel: (919) 965-9841 Fax: (919) 965-4637	
Website:	https://selma-nc.com/	

Program Name:	Town of Smithfield	Services Offered:
----------------------	---------------------------	--------------------------

Address:	114 North Raiford St	The town of Smithfield issues privilege license and building permits; the town also provides municipal services and programs to the residents of Smithfield.
State, City, Zip Code	Selma, NC 27576	
Phone No.:	Tel: (919) 965-9841 Fax: (919) 965-4637 TDD: 1-800-735-2962	
Website:	https://selma-nc.com/	

Program Name:	Johnston County Offices	Services Offered:
Address:	207 East Johnston Street	Municipal Services.
State, City, Zip Code	Smithfield, NC 27577	
Phone No.:	(919) 989-5100	
Website:	https://www.johnstonnc.com/	

Program Name:	Social Security Administration	Services Offered:
Address:	633 Venture Dr	Hours: 9:00 AM - 4:00 PM Monday-Friday 9:00 AM - 12:00 PM Wednesday Municipal services & judicial services.
State, City, Zip Code	Smithfield, NC 27577	
Phone No.:	(888) 527-9331	
Website:	https://www.ssa.gov/	

Program Name:	Johnston County Board of Commissioners & Elected Officials	Services Offered:
Address:	207 East Johnston Street	Municipal Services - elected officials & other county businesses.
State, City, Zip Code	Smithfield, NC 27577	
Phone No.:	(919) 989-5100	
Website:	https://www.johnstonnc.com/	

Program Name:	North Carolina Court Systems	Services Offered:
Address:	Courthouse B-206, 207 East Johnston Street,	Municipal Services - elected officials & other county businesses.
State, City, Zip Code	Smithfield, NC 27577	
Phone No.:	(919) 209-5400	
Website:	https://www.nccourts.gov/	

Medical Services

Program Name:	Benson Area Medical Center	Services Offered:
Address:	3333 NC-242	Health Care - Benson Area Medical Center is a rural health care center.
State, City, Zip Code	Benson, NC 27504	
Phone No.:	(919) 894-2011	
Website:	https://bensonhealth.org/	

Program Name:	Johnston County Health Department	Services Offered:
Address:	517 North Brightleaf Blvd.	The Health Department offers adult Primary Care, Child Health (sick and well visits), Epidemiology (HIV/STD Screenings), Women's Health (prenatal, maternity, and contraceptives), Clinical and Community Education, Lab, WIC services, and Acute Care.
State, City, Zip Code	Smithfield, NC 27577	
Phone No.:	(919) 989-5200	
Website:	https://www.johnstonnc.com/health/	

Program Name:	Johnston County Public Health Department / Primary Care Clinic	Services Offered:
Address:	517 North Brightleaf Blvd.	Sick & well care for adults, Medicaid and Medicare accepted, insurance accepted via approval, specialty programs such as breast and cervical cancer and wise woman.
State, City, Zip Code	Smithfield, NC 27577	
Phone No.:	(919) 989-5200	
Website:	https://www.johnstonnc.com/health/content.cfm?pageid=pcc	

Program Name:	Johnston County Public Health Department / Epidemiology Clinic	Services Offered:
Address:	517 North Brightleaf Blvd.	Communicable disease, TB treatment, flu vaccine, adult Immunizations, travel vaccines, and HIV/STD testing.
State, City, Zip Code	Smithfield, NC 27577	
Phone No.:	(919) 989-5200	

Website:	https://www.johnstonnc.com/health/content.cfm?pageid=comdis	
Program Name:	Johnston County Public Health Department / Child Health Clinic	Services Offered:
Address:	517 North Brightleaf Blvd.	Immunizations, well & sick care for children, physicals, specialty programs.
State, City, Zip Code	Smithfield, NC 27577	
Phone No.:	(919) 989-5200	
Website:	https://www.johnstonnc.com/health/content.cfm?pageid=csvc	

Program Name:	Johnston County Public Health Department / Women's Health	Services Offered:
Address:	517 North Brightleaf Blvd.	<p>Maternity Clinic: Prenatal care, maternity care coordination, maternity hospital follow-up and postpartum home visits.</p> <p>Family Planning: Contraception, annual exams, pregnancy testing, & vasectomy program.</p>
State, City, Zip Code	Smithfield, NC 27577	
Phone No.:	(919) 989-5200	
Website:	https://www.johnstonnc.com/health/content.cfm?pageid=wmn	

Program Name:	Community Home Care & Hospice	Services Offered:
Address:	208 Butternut Ln Clayton	Medical services available 24/7 as needed. Our team of experienced hospice professionals will implement a holistic approach to the physical, spiritual, and emotional care our patients have come to expect and appreciate.
State, City, Zip Code	Clayton, NC 27520	
Phone No.:	(919) 989-7276	
Website:	https://www.communityhch.com/locations/community-home-care-hospice-clayton/	

Program Name:	Johnston Health Home-Care Hospice	Services Offered:
Address:	514 North Brightleaf Blvd.	We help patients to recover from

State, City, Zip Code	Smithfield, NC 27577	illness or injury in the comfort of home and help those with life-limiting illness to have quality time in familiar surroundings with their loved ones.
Phone No.:	(919) 938-7560	
Website:	https://www.johnstonhealth.org/care-treatment/hospice-care/	

Program Name:	Johnston County Department of Social Services- Adult Services	Services Offered:
Address:	714 North Street,	Provides services for the in-home care of elderly & disabled adults through the in-home aide program and the community alternative program for adults.
State, City, Zip Code	Smithfield, NC 27577	
Phone No.:	(919) 989-5300	
Website:	https://www.johnstonnc.com/dss/index.cfm	
Email	dss@johnstonnc.com	

Program Name:	Johnston County Department of Social Services- Adult Medicaid	Services Offered:
Address:	714 North Street,	Medicaid for adults pays for medical expenses for six (6) prescriptions per month, doctors, hospitals, dental and Medicare premiums. In order to qualify for adult Medicaid, one must be disabled or over age 65. There are several components in adult Medicaid: <ul style="list-style-type: none"> • MAA B Medicaid for age 64 and over • MAD B Medicaid for disabled individuals under 65 • MAB B Medicaid for the Blind
State, City, Zip Code	Smithfield, NC 27577	
Phone No.:	(919) 989-5300	
Website:	https://www.johnstonnc.com/dss/index.cfm	
Email	dss@johnstonnc.com	

Program Name:	Johnston County Department of Social Services- Family & Children Medicaid	Services Offered:
Address:	714 North Street,	Provides medical assistance to those individuals who meet the income & reserve test for the particular type Medicaid for which they are
State, City, Zip Code	Smithfield, NC 27577	
Phone No.:	(919) 989-5300	

Website:	https://www.johnstonnc.com/dss/index.cfm	applying.
Email	dss@johnstonnc.com	

Program Name:	NC Medicaid Managed Care AmeriHealth Caritas	Services Offered:
Phone No.:	1-855-375-8811 TTY: 1-866-209-6421	Medicaid beneficiaries began receiving the same Medicaid services in a new way. Called "NC Medicaid Managed Care," beneficiaries choose a health plan and get care through a health plan's network of doctors. They offer same services as Medicaid.
Website:	amerihealthcaritasnc.com	

Program Name:	Johnston County Department of Social Services- NC Medicaid Managed Care Health Plans	Services Offered:
Address:	714 North Street,	NC Medicaid Managed Care helps you get the most out of your Medicaid benefits. Instead of one Medicaid program, there are many health plans to choose from. More info visit: https://ncmedicaidplans.gov/learn/benefits-and-services
State, City, Zip Code	Smithfield, NC 27577	
Phone No.:	(919) 989-5300	
Website:	https://www.johnstonnc.com/dss/index.cfm	
Email	dss@johnstonnc.com	

Program Name:	NC Medicaid Managed Care NC Medicaid Direct	Services Offered:
Phone No.:	1-888-245-0719	Medicaid beneficiaries began receiving the same Medicaid services in a new way. Called "NC Medicaid Managed Care," beneficiaries choose a health plan and get care through a health plan's network of doctors. They offer same services as Medicaid.
Website:	bit.ly/NCBeneficiaryPortal	

Program Name:	NC Medicaid Managed Care UnitedHealthcare Community Plan	Services Offered:
Phone No.:	1-800-349-1855 TTY: 711	Medicaid beneficiaries began receiving the same Medicaid services in a new way. Called "NC Medicaid Managed Care," beneficiaries choose a health plan and get care through a health plan's network of doctors. They offer same services as Medicaid. Care management
Website:	uhcommunityplan.com/nc	

Program Name:	NC Medicaid Managed Care WellCare	Services Offered:
Phone No.:	1-866-799-5318 TTY: 711	Medicaid beneficiaries began receiving the same Medicaid services in a new way. Called "NC Medicaid Managed Care," beneficiaries choose a health plan and get care through a health plan's network of doctors. They offer same services as Medicaid.
Website:	wellcare.com/NC	

Program Name:	Johnston County Department of Social Services- NC Health Choice	Services Offered:
Address:	714 North Street,	Provides medical assistance to those individuals who meet the income & reserve test for the particular type Medicaid for which they are applying.
State, City, Zip Code	Smithfield, NC 27577	
Phone No.:	(919) 989-5300	
Website:	https://www.johnstonnc.com/dss/index.cfm	
Email	dss@johnstonnc.com	

Program Name:	NiteLite Pediatric Urgent Care	Services Offered:
Address:	1519 Booker Dairy Rd Ste B	Hours: 5-9:30 PM Monday-Friday Late at night urgent care services provide treatment for the non-life-threatening illnesses and injuries for children.
State, City, Zip Code	Smithfield, NC 27577	
Phone No.:	(919) 205-1735	

Program Name:	The Carter Clinic	Services Offered:
Address:	19 Noble St	Hours: Monday-Friday 9:00 am - 5:00 pm The Carter Clinic offers mental health services for adults, children, adolescents and families whose problems interfere with daily life. If you need someone to talk to or want to know if medications can help, we are here for you. Fax 919-938-9843
State, City, Zip Code	Smithfield NC 27577	
Phone No.:	919-938-9842	
Website:	https://www.thecarterclinic.com/	

Program Name:	The Carter Clinic	Services Offered: Hours: Monday-Friday 9:00 am - 5:00 pm The Carter Clinic offers mental health services for adults, children, adolescents and families whose problems interfere with daily life. If you need someone to talk to or want to know if medications can help, we are here for you. Fax 910-207-0803
Address:	701 E. Broad Street, Suite B	
State, City, Zip Code	Dunn, NC 28334	
Phone No.:	910-207-0830	
Website:	https://www.thecarterclinic.com/	

Program Name:	Adolescent Child & Adult Psychiatry	Services Offered: The staff at Adolescent, Child and Adult Psychiatry is dedicated to assisting each client with a customized treatment plan that is evidence based and proven to be effective at helping people with mental health.
Address:	501 Gateway Drive Suite 101	
State, City, Zip Code	Clayton NC 27520	
Phone No.:	Main Number: 919-783-8377 New Patients: 919-324-3383 Follow Up Appointments: 919-324-3385 Prescription Refills 919-324-3382 Fax: 919-324-3404 On Call/Emergency Line: 919-869-6779	
Website:	https://www.dr-marroof.com/	

Program Name:	Alliance of AIDS Services Carolina	Services Offered: To improve the health of communities impacted by HIV/AIDS through compassionate and non-judgmental prevention, support services, and connection to care. Free STD Testing on site and off site. Monday and Friday morning, they are at the Johnston County Health Department offering free std testing.
Address:	<u>1637 Old Louisburg Rd</u>	
State, City, Zip Code	<u>Raleigh, NC 27604</u>	
Phone No.:	<u>919-834-2437</u>	
Website:	https://www.aas-c.org/	
E-mail:	info@aas-c.org	

Program Name:	Wake County HIV/STD Community Program	Services Offered:
Address:	10 Sunnybrook Road,	<p>The Wake County Health Department provide FREE and confidential HIV /STD testing for (HIV, Syphilis, Chlamydia, Gonorrhea, and Hepatitis C).</p>
State, City, Zip Code	Raleigh, NC 27610	
Phone No.:	Call: 919-250-4410 to schedule an appointment (Walk-ins accepted, but appointments are strongly encouraged)	
Website:	https://www.wakegov.com/departments-government/health-human-services/public-health-and-medical-services/hiv-hepatitis-c-and-sexually-transmitted-disease-std-information	
E-mail:	std.program@wakegov.com	

Program Name:	Community and Senior Services of Johnston County / In Home Service	Services Offered:
Address:	1363W. Market Street	<p>In home services, council on aging outsources client's services through a private provider; trained staff assists clients in the home with home management and personal care; clients receive services based on individual needs & service eligibility (age 60 and older, within Johnston County).</p>
State, City, Zip Code	Smithfield, NC 27577	
Phone No.:	(919) 934-6066	
Website:	www.cssjohnston.org/	
E-mail:	info@cssjohnston.org	

Program Name:	Community and Senior Services of Johnston County / Lifeline System	Services Offered:
Address:	1363W. Market Street	<p>Lifeline system - lifeline monitors are used to enable users to call for help 24/7 for medical or security reasons. There are NO age restrictions. \$50 set up, \$35/month.</p>
State, City, Zip Code	Smithfield, NC 27577	
Phone No.:	(919) 934-6066	
Website:	https://www.cssjohnston.org/	

E-mail:	info@cssjohnston.org	
Program Name:	Project Access	Services Offered:
Address:	514 N. Bright Leaf Blvd.	Project Access is located in the Johnston Medical Mall across the street from Johnston Health. Our office hours are Monday through Friday from 8:00 am to 4:30pm. Donated medical services for low income & uninsured with chronic illness.
State, City, Zip Code	Smithfield, NC 27577	
Phone No.:	Office: 919-550-0011 Fax: 919-989-1206	
Website:	https://www.johnstonhealth.org/patients-visitors/billing-financial-assistance/project-access/	

Program Name:	Commwell Health Smithfield	Services Offered:
Address:	507 North Brightleaf Boulevard, Suite 209	Full range of medical, dental, and pharmacy services; serves 7 counties and 8 medical centers.
State, City, Zip Code	Smithfield, NC 27577	
Phone No.:	1-877-935-5255	
Website:	https://www.commwellhealth.org/	

Program Name:	Commwell Health McGee's Crossroads	Services Offered:
Address:	70 Crepe Myrtle Drive Suite 104	Full range of medical, dental, and pharmacy services; serves 7 counties and 8 medical centers.
State, City, Zip Code	Benson, NC 27504	
Phone No.:	1-877-935-5255	
Website:	https://www.commwellhealth.org/	

Program Name:	Commwell Health Four Oaks	Services Offered:
Address:	6114 US Hwy 301 S.	

State, City, Zip Code	Four Oaks, NC 27524	Full range of medical, dental, and pharmacy services; serves 7 counties and 8 medical centers.
Phone No.:	1-877-935-5255	
Website:	https://www.commwellhealth.org/	

Program Name:	Commwell Health Dunn	Services Offered:
Address:	1508 Maple Grove Church Road	Full range of medical, dental, and pharmacy services; serves 7 counties and 8 medical centers.
State, City, Zip Code	Dunn, NC 28334	
Phone No.:	1-877-935-5255	
Website:	https://www.commwellhealth.org/	

Program Name:	Commwell Health Newton Grove/Spivey's Corner	Services Offered:
Address:	3331 Easy Street	Full range of medical, dental, and pharmacy services; serves 7 counties and 8 medical centers.
State, City, Zip Code	Dunn, NC 28334	
Phone No.:	1-877-935-5255	
Website:	https://www.commwellhealth.org/	

Program Name:	Brian Center / Nursing Home Facility	Services Offered:
Address:	204 Dairy Road	Nursing Home
State, City, Zip Code	Clayton, NC 27520	
Phone No.:	(919) 553-8232	
Website:	https://savaseniorcare.com/brian-center-health-retirement-clayton	

Program Name:	Barbour Court Nursing and Rehabilitation Center	Services Offered:
Address:	515 Barbour Rd	Nursing Home
State, City, Zip Code	Smithfield, NC 27577	
Phone No.:	(919) 934-6017	
Website:	www.barbourcourt.com/	

Program Name:	Liberty Commons	Services Offered:
Address:	2315 Hwy 242 North	Nursing Home and Rehabilitation Center of Johnston County
State, City, Zip Code	Benson, NC 27504	
Phone No.:	Phone: (919) 207-1717 Fax: (919) 207-1529	
Website:	https://libertyhealthcareandrehab.com/lcjohnston/	

Program Name:	Smithfield Manor, Inc	Services Offered:
Address:	902 Berkshire Road	Nursing Home and Rehab Center
State, City, Zip Code	Smithfield, NC 27577	
Phone No.:	Phone: 919-934-3171 Fax: 919-934-5960	
Website:	https://www.sminursingandrehab.com/	

Program Name:	Social Security Administration	Services Offered:
Address:	633 Venture Dr	Hours: 9:00 AM - 4:00 PM Monday-Friday 9:00 AM - 12:00 PM Wednesday Municipal services & judicial services.
State, City, Zip Code	Smithfield, NC 27577	
Phone No.:	(888) 527-9331	
Website:	https://www.ssa.gov/	

Program Name:	3HC-Home Health and Hospice Care, Inc.	Services Offered:
Address:	723 South 3rd Street, Suite C	Home health and Hospice Care - The program is designed to meet the physical, emotional, social, & spiritual needs of patients & families in their final days of life.
State, City, Zip Code	Smithfield, NC 27577	
Phone No.:	(919) 934-0664	
Website:	www.3hc.org/	

Program Name:	Johnston County Department of Social Services- Protective Services for Disabled Adults	Services Offered:
Address:	714 North Street,	Protective services for disabled adults; abused, neglected, or exploited adults; or adults in need of protection.
State, City, Zip Code	Smithfield, NC 27577	
Phone No.:	(919) 989-5300	
Website:	https://www.johnstonnc.com/dss/index.cfm	
Email	dss@johnstonnc.com	

Program Name:	Johnston County Department of Social Services- General Assistance	Services Offered:
Address:	714 North Street,	Provides funds to individuals for prescription medicines.
State, City, Zip Code	Smithfield, NC 27577	
Phone No.:	(919) 989-5300	
Website:	https://www.johnstonnc.com/dss/index.cfm	
Email	dss@johnstonnc.com	

Program Name:	Red Cross	Services Offered:
Address:	801 South 3rd Street	Emergency and Disaster Relief.
State, City, Zip Code	Smithfield, NC 27577	
Phone No.:	(919) 934-8481	
Website:	https://www.redcross.org/	

Program Name:	Needy Meds	Services Offered:
Phone No.:	1-(800)-503-6897	

Website:	https://www.needymeds.org/	Prescription Medication
Program Name:	NC Farmworkers Project	Services Offered:
Address:	1238 NC Highway 50 S	We have multiple program areas and focus on providing farmworkers with information about health insurance and assistance accessing plans; health education and enabling services to access health care; and leadership development through our promotor program.
State, City, Zip Code	Benson, NC 27504	
Phone No.:	(919) 701-1306 Fax: 919-701-1084	
Website:	https://ncfwp.org/	

Program Name:	UNC Hospitals in Chapel Hill	Services Offered:
Address:	101 Manning Drive	Medical Services
State, City, Zip Code	Chapel Hill, NC 27514	
Phone No.:	919-966-4131	
Website:	https://www.unchealthcare.org/	

Mental Health

Program Name:	Alliance Health (merged with JC Mental Health)	Services Offered:
Address:	Main office:4600 Emperor Blvd #200,	Network of providers offers treatment and support for mental illness, substance use disorders, and intellectual/developmental disabilities in Durham, Wake, Cumberland and Johnston counties in North Carolina.
Address:	Durham, NC 27703	
Phone No.:	1-800-510-9132	
Website:	https://www.alliancehealthplan.org/	

Program Name:	Johnston Co. Public Health- Behavioral Health Division	Services Offered:
Address:	521 N. Brightleaf Blvd	Medication management and very limited therapy. Temporary moratorium on accepting new patients. Spanish interpreters available.
State, City, Zip Code	Smithfield, NC 27577	
Phone No.:	(919)-989-5500 Alliance 24 Hr Line (800) 510-9132	
Website:	https://www.johnstonnc.com/mainpage.cfm?category_level_id=553	

Program Name:	Community-Based Learning Alternatives Center (C-BLAC)	Services Offered:
Address:	1300 W. Market Street	Adult outpatient mental health services; community support for children & adults.
State, City, Zip Code	Smithfield, NC 27577	
Phone No.:	(919) 989-1786	

Program Name:	Cleveland Counseling Center	Services Offered:
Address:	141-K Technology Drive	Couples Counseling, Anger management, substance abuse, Physical/Sexual Abuse, Depression, Panic Attacks, Trauma
State, City, Zip Code	Garner, NC 27529	
Phone No.:	Office phone: 919-779-6612 Cell: 919-210-0610 Fax: 919-779-7854	
Website:	http://clevelandcounselinc.com/	

E-mail:	edrubes@earthlink.net
----------------	-----------------------

Program Name:	Destiny Counseling Connection	Services Offered:
Address:	12450 Cleveland Rd. Suite 205	Specializing in family & marriage therapy; children with autism & ADHD; group counseling for children.
State, City, Zip Code	Garner, NC 27529	
Phone No.:	(919) 502-9361	
Website:	https://destinycounselingconnectionpllc.business.site/	

Program Name:	Divine Appointment Counseling Services, P.A	Services Offered:
Address:	401 S. Market Street	Christian Counseling, Psychotherapy, Cognitive behavioral therapy, anger management, career and life transitions, grief therapy, conflict resolution, parenting classes, staff development, prevention and substance abuse individual and group therapy, life coaching, women issues, sex offender treatment and assessments
State, City, Zip Code	Benson, NC 27504	
Phone No.:	(919) 894-8002	
Website:	www.divineappt4u.com	

Program Name:	Restoration Family Services	Services Offered:
Address:	714 Wilkins St	Comprehensive clinical assessments, Anger management group therapy, substance abuse group and IOP (for 18+), and individual therapy
State, City, Zip Code	Smithfield NC 27577	
Phone No.:	(919) 938-9502 Fax: (919) 938-9702	
Website:	https://www.restorethefamily.org/	

Program Name:	Therapeutic Alternatives (Mobile Crisis)	Services Offered:
Phone No.:	Phone: 336-495-2700 Mobile Crisis: 1-877-626-1772	Mobile Crisis Management provides immediate crisis response 24 hours a day, 7 days a week. MH/DD/SA.
Website:	https://www.mytahome.com/mobile-crisis	

Program Name:	JCI-Unity House Psychosocial Rehabilitation Program	Services Offered:
Address:	1100 E. Preston St	JCI's psychosocial rehabilitation program, formerly known as the Unity House, serves persons with chronic mental illness.
State, City, Zip Code	Selma, NC 27576	
Phone No.:	(919) 743-8700 Fax: (919) 965-8023	
Website:	http://www.jcindustries.com/program-services/behavioral-health	

Program Name:	RHA Health Services / Intermediate Care	Services Offered:
Address:	501-C South Wall Street	Intermediate Care Facilities (group home) for persons with developmental disabilities who have more intense medical needs.
State, City, Zip Code	Benson, NC 27504	
Phone No.:	(919) 894-5124 Fax: (919) 894-1488	
Website:	www.rhahealthservices.org	

Program Name:	Freedom House Recovery Center	Services Offered:
Address:	104 New Stateside Drive	Support and treatment for children and adults with behavioral disorders or mental illnesses. They also specialize in recovery treatment for those struggling with substance abuse.
State, City, Zip Code	Chapel Hill, NC 27516	
Phone No.:	Phone: 919-942-2803 Crisis Unit: 919-967-8844	
Website:	https://freedomhouserecovery.org/contact-us	
E-mail	administrator@fhrecovery.org	

Program Name:	Mind Path Care Centers	Services Offered:
Address:	2076 NC HWY 42 West Suite 220	Psych evaluations and management, medication management, consultations, individual, couples and family psychotherapy, child parenting counseling
State, City, Zip Code	Clayton NC 27520	
Phone No.:	Phone: 919-550-3323 Fax: 919-550-3379	

Website:	https://www.mindpath.com/location/mindpath-care-centers-clayton/	
Program Name:	NAMI (National Alliance on Mental Illness)	Services Offered:
Phone No.:	Helpline 1-800-950-6264 Text: "NAMI" to 741741	Support groups for those suffering from mental illness as well as their family and friends.
Website:	https://www.nami.org/home	

Substance Misuse & Treatment Resources

Program Name:	Carolina Outreach	Services Offered:
Address:	831 S Brightleaf Blvd	Comprehensive clinical assessments, medication management (only in conjunction with therapy at Carolina Outreach), substance abuse treatment (SAIOP), Intensive In-Home, Community Support Team, and ACTT.
State, City, Zip Code	Smithfield, NC 27577	
Phone No.:	Phone: 919-300-4315 Fax: 919-205-1512	
Website:	https://www.carolinaoutreach.com/smithfield	

Program Name:	Restoration Family Services	Services Offered:
Address:	714 Wilkins St	Comprehensive clinical assessments, Anger management group therapy, substance abuse group and IOP (for 18+), and individual therapy
State, City, Zip Code	Smithfield NC 27577	
Phone No.:	(919) 938-9502 Fax: (919) 938-9702	
Website:	https://www.restorethefamily.org/	

Program Name:	Johnston Counseling Services	Services Offered:
Address:	212 Bridges St	Provides primarily substance abuse treatment for adults: DWI assessments, substance abuse individual/group treatment, ADETS.
State, City, Zip Code	Smithfield, NC 27577	
Phone No.:	Phone: 919.938.0921 Fax: 919.938.1117	
Website:	https://johnstoncounseling.com/	
E-mail:	jcs@johnstoncounseling.com	

Program Name:	BAART Community Health Care	Services Offered:
Address:	800 N Mangum Street Suite 400	Non-profit agency offering outpatient opioid addiction services. Currently offering methadone maintenance treatment as well as individual and group counseling. Short-term methadone
State, City, Zip Code	Durham, NC 17701	
Phone No.:	919-683-1607	

Website:	https://baartprograms.com/contact-us/	detoxification services are available as well.
Program Name:	Johnston Recovery Services	Services Offered:
Address:	1699 Old US HWY 70 W	Drug addiction treatment center.
State, City, Zip Code	Clayton, NC 27520	
Phone No.:	919-359-1699 Fax: 919-359-1697	
Website:	https://www.johnstonrecovery.com/	
E-mail:	jrs@johnstonrecovery.com	
Program Name:	Holly Hill Hospital	Services Offered:
Address:	3019 Falstaff Road	Provides detox and acute care.
State, City, Zip Code	Raleigh, NC 27610	
Phone No.:	919-250-7000 Toll Free: 800-447-1800	
Website:	https://hollyhillhospital.com/	
Program Name:	Wilmington Treatment Center	Services Offered:
Address:	2520 Troy Dr	Detox services, residential treatment, partial hospitalization programming (PHP), and intensive outpatient programming (IOP) to help you reach your recovery goals.
State, City, Zip Code	Wilmington, NC 28401	
Phone No.:	1-855-978-0210	
Website:	https://www.wilmingtontreatment.com/	
Program Name:	NC Recovery Support Services	Services Offered:
Address:	442 East Main Street	Comprehensive clinical assessments, medication management (every

State, City, Zip Code	Clayton, NC - 27520	other Wednesday), substance abuse treatment (including SAIOP and SACOT), Transitional Housing, Community Support Team, and Intensive In-home services. Suboxone based opioid treatment provided in Raleigh office.
Phone No.:	(919) 431-9874	
Website:	https://www.freerehabcenters.org/details/nc-recovery-support-services	

Program Name:	Walter B. Jones ADATC	Services Offered:
Address:	2577 W. Fifth Street	Medically monitored detoxification. Statewide Perinatal program, Statewide Opioid Treatment Program (OTP), Psychiatric services, Medical and nursing services, Substance abuse and Co-Occurring treatment, Recreational therapy, Family services, Discharge planning.
State, City, Zip Code	Greenville, N.C. 27834	
Phone No.:	Telephone: (252) 830-3426 Fax: (252) 707-5275	
Website:	https://www.ncdhhs.gov/divisions/state-operated-healthcare-facilities/facilities/walter-b-jones-center	

Program Name:	Mitchell's DWI Services	Services Offered:
Address:	111 N 2nd St	DWI Services Inc. is a NC State-Licensed facility providing DWI Assessments, also known as Alcohol Assessments, DWI Classes (Adets) and DWI or Alcoholism Treatment. DWI Services Inc. offers two locations in Clayton and Smithfield, NC to service your DWI needs. Currently, we offer our Adets Classes at the Smithfield
State, City, Zip Code	Smithfield, NC 27577	
Phone No.:	(919) 205-1299	
Website:	https://dwiservicesinc.com/	

Program Name:	Sigma Health Services	Services Offered:
Address:	2321 Crabtree Blvd, Ste 250	Substance Abuse Intensive Outpatient Program.
State, City, Zip Code	Raleigh, NC 27604	
Phone No.:	Crisis Line: (919) 669-4496 Intake: (919) 239 - 4580 Phone: (919) 848 - 9108 Fax: (919) 848 - 9109	
Website:	https://www.sigmahealthservices.com/	

Program Name:	Harvest House	Services Offered:
----------------------	----------------------	--------------------------

Address:	1480 Maple Grove Church Rd	Harvest House is a residential substance use rehabilitation program for men over the age of 18 located on the main campus of CommWell Health in Dunn NC. This program offers fully certified and licensed staff dedicated to providing a culturally sensitive environment and a full scope of services for those seeking recovery from substance use and addiction.
State, City, Zip Code	Dunn, NC 28334	
Phone No.:	(910) 567-5020	
Website:	https://www.commwellhealth.org/services/behavioral-health	

Program Name:	TROSA	Services Offered:
Address:	1820 James Street	TROSA is an innovative, multi-year residential program that enables substance abusers to be productive, recovering individuals by providing comprehensive, free, Christian, residential drug and alcohol treatment, work-based vocational training, education, and continuing care
State, City, Zip Code	Durham, North Carolina 27707	
Phone No.:	Phone: (919) 419-1059 Toll-free number: 1-833-408-7672	
Website:	https://trosainc.org/	

Program Name:	Potter's Wheel Ministries	Services Offered:
Address:	147 Faith Lane	Drug addiction treatment center.
State, City, Zip Code	Mount Olive, NC 28365	
Phone No.:	919-658-3534	
Website:	https://potterswheelnc.org/	

Program Name:	ARCA (Addiction Recovery Care Association)	Services Offered:
Address:	1931 Union Cross Road	ARCA incorporates current best practices and 12-step models to meet its mission to serve individuals with Substance Use Disorders and their families, and of educating the community about the recovery process.
State, City, Zip Code	Winston Salem, NC 27107	
Phone No.:	(336)-784-9470; Toll Free 877-615-2722	
Website:	https://www.arcanc.org/	

Program Name:	Bethel Colony of Mercy	Services Offered: Free of charge Christian residential program for addiction.
Address:	1675 Bethel Colony	
State, City, Zip Code	Road Lenoir, NC 28645	
Phone No.:	(828)-754-3781 or 828-754-9987	
Website:	https://bethelcolony.org/	

Program Name:	Advanced DWI Services	Services Offered: Hours: Mon. – Fri. from 8 AM until 8 PM with an appointment. Advanced DWI Services is Goldsboro's professional DWI services provider. They offer DWI Assessments as well as ADETS, Short Term and Longer-Term treatment programs.
Address:	1021 North Berkeley Blvd	
State, City, Zip Code	Goldsboro, NC 27534	
Phone No.:	(919) 759-0192	
Website:	http://www.advanceddwiservices.com/	

Program Name:	Carolina Treatment Center of Goldsboro (Sandhills)	Services Offered: Sandhills Comprehensive Treatment Centers is a network of methadone and buprenorphine clinics providing medication assisted therapy and counseling services for patients recovering from opiate addiction.
Address:	1700 E Ash Street, Suite 201	
State, City, Zip Code	Goldsboro, NC 27530	
Phone No.:	844-352-0802	
Website:	https://www.ctcprograms.com/#page1	

Program Name:	Methadone Treatment Center - Raleigh	Services Offered: Private, comprehensive methadone maintenance and detoxification services.
Address:	6118 Saint Giles Road #130	
State, City, Zip Code	Raleigh, NC 27612	
Phone No.:	(919)-781-5507	
Website:	http://www.methadonetreatmentcenters.com/locations/raleigh---rmtc.html	

Program Name:	Southlight Wakeview Methadone Clinic	Services Offered:
Address:	2101 Garner Road	Medication Assisted Treatment (methadone)
State, City, Zip Code	Raleigh, NC 27610	
Phone No.:	(919) 787-6131	
Website:	https://www.southlight.org/	

Program Name:	Cumberland County CommuniCare	Services Offered:
Address:	109 Bradford Ave	CommuniCare assists people in overcoming mental health problems, substance abuse disorders, PTSD and trauma or sexual victimization, grief, abandonment and abuse.
State, City, Zip Code	Fayetteville, NC 28301	
Phone No.:	1-866-575-8186	
Website:	http://www.cccommunicare.org/	

Program Name:	Durham Treatment Center	Services Offered:
Address:	1913 Lamar Street	Private detox center, provides MAT and family and one on one counseling.
State, City, Zip Code	Durham, NC 27705	
Phone No.:	919-286-1509	
Website:	https://www.newseason.com/clinics/durham-treatment-center/	

Program Name:	Cambridge Place in Smithfield	Services Offered:
Address:	109 Cambridge Place	Provides supervised living facility for pregnant and postpartum mothers and their newborns who experience substance misuse.
State, City, Zip Code	Smithfield NC 27577	
Phone No.:	919-989-8114	
Website:	https://www.rhcchealth.org/copy-of-men-s-recovery	

Program Name:	Flynn Home of Wilson	Services Offered:
Address:	209 Goldsboro St.	Whether it is an addiction to alcohol or drugs, the Flynn Home is there to help with recovery and a chance at a new beginning
State, City, Zip Code	Wilson, NC 27893	
Phone No.:	(252)-237-8320	

Website:	www.flynnhomeofwilson.org/
-----------------	--

Program Name:	Port Health – Kelly House	Services Offered:
Address:	1507 Martin Street	Kelly House is a therapeutic home for women with substance use disorders who are pregnant or have infants up to six months old. It is a safe, structured, home-like environment where the journey to recovery begins.
State, City, Zip Code	Wilmington, NC 28401	
Phone No.:	(910) 251-8944 or Main Office (252)-830-7540	
Website:	https://www.porthhealth.org/treatment/adult-services/alcohol-substance-usetreatment/kelly-house-program	

Program Name:	Port Health - Stepping Stone Manor	Services Offered:
Address:	116 Walnut St	Provides clinically managed low-intensity residential services for adult males (18+) who are diagnosed with a substance use disorder and require daily supervision.
State, City, Zip Code	Wilmington, NC 28401	
Phone No.:	(910) 762-1743 or Main Office (252)-830-7540	
Website:	https://www.porthhealth.org/treatment/adult-services/alcohol-substance-usetreatment/stepping-stone-manor	

Program Name:	<i>Narcotics Anonymous</i>	Services Offered:
Phone No.:	<i>Call or Text 855-227-NCNA (6262)</i>	They offer recovery from the effects of addiction through working a twelve-step program, including regular attendance at group meetings. The group atmosphere provides help from peers and offers an ongoing support network for addicts who wish to pursue and maintain a drug-free lifestyle.
Website:	https://ncregion-na.org/	

Nutrition and Food Assistance

Program Name:	Community Senior Services (CSS)-Senior Centers	Services Offered:
Phone No.:	<i>Benson Center for Active Aging (919) 894-2370 Clayton Center for Active Aging (919) 553-4350 Harrison Center for Active Aging (919) 965-6478 Kenly Senior Dining Center (919) 284-3392 Princeton Senior Dining Center (919) 936-2184 Smithfield Senior Dining Center (919) 934-8701</i>	Food Assistance - Senior lunch program (limited transportation services). All offer congregate meals for those 60+. Some provide home delivered meals if one lives within 5 miles of the center.
Website:	https://www.cssjohnston.org/wwwcssjohnstonorgourcenters	

Program Name:	Clayton-With Love from Jesus Food Pantry	Services Offered:
Address:	361 W. 2nd St	We are open Thursday 9:30-11 AM and Sunday 5-6:30 PM
State, City, Zip Code	Clayton 27528	
Phone No.:	(919)-233-8010	
Website:	www.withlovefromjesus.org/to-receive-help/	

Program Name:	Edgerton Memorial UMC Food Pantry-Wheels of Hope	Services Offered:
Address:	401 W Anderson St	Hours of Operation: <i>Thursdays 8:00 am – 11:00</i> Food Pantry for low to moderate income families in Johnston County. First come, first served, will only serve 150 families per day.
State, City, Zip Code	Selma, NC 27576	
Phone No.:	919-965-3761	
Website:	https://edgertonmemorial.nccumc.net/food-pantry/	
E-mail:	edgerton.mem.umc@gmail.com	

Program Name:	Faith Tabernacle Food Pantry	Services Offered:
Address:	4820 Guy Road	

State, City, Zip Code	Clayton, North Carolina 27520	Every 3rd Saturday 10-12 noon Food pantry.
Phone No.:	(919) 553-9755	

Program Name:	Johnston County Department of Social Services- Food and Nutrition Services	Services Offered: Food and Nutrition Services (FNS) is a federal food assistance program that helps low-income families. In North Carolina monthly allotments of FNS benefits are issued via <u>Electronic Benefit Transfer cards (EBT cards)</u> . The purpose of Food and Nutrition Services is to end hunger and improve nutrition and health. It helps eligible low-income households buy the food they need for a nutritionally adequate diet.
Address:	714 North Street,	
State, City, Zip Code	Smithfield, NC 27577	
Phone No.:	(919) 989-5300	
Website:	https://www.johnstonnc.com/dss/index.cfm	
Email	dss@johnstonnc.com	

Program Name:	Area Churches Together (ACTS) Food Pantry	Services Offered: The 2nd & 4th Wednesdays from 9:00 AM - 12:00 PM Food Assistance, Serves the greater Benson area.
Address:	1204 N. Johnson Street	
State, City, Zip Code	Benson, NC 27504	
Phone No.:	(803) 649-3800	

Program Name:	St. Ann Catholic Church- Food Pantry	Services Offered: Every Friday All Johnston county residents are welcome. Open 9:00 AM to 10:30 AM Photo ID and proof of Johnston County residency required Limited to 2 visits per month Drive through service
Address:	1991 Old Buelah Rd	
State, City, Zip Code	Selma, NC - 27576	
Phone No.:	(919) 965-5659	
Website:	https://www.st-annschurch.org/projects-3	

Program Name:	The Power of Praise Tabernacle of Deliverance Ministries Inc	Services Offered: The Power of Praise Tabernacle of Deliverance Ministries Inc is a food pantry.
Address:	1100 S Market Street	
State, City, Zip Code	Benson, NC - 27504	

Phone No.:	(919) 894-7349	Food pantry service hours: As Needed. . * Make sure you check by calling the food pantry to confirm that they still are in operation and the hours have not changed.
E-mail:	powerofpraiset@embarqmail.com	

Program Name:	Pleasant Plain Free Will Baptist Church	Services Offered:
Address:	1991 Old Buelah Rd	Food Assistance
State, City, Zip Code	Selma, NC - 27576	
Phone No.:	919-965-5659	

Program Name:	Clayton Area Ministries	Services Offered:
Address:	780 Durham Street	Monday – Friday 1 PM to 3 PM Food Assistance (Requires Church Vouchers)
State, City, Zip Code	Clayton, NC 27520	
Phone No.:	(919) 553-5654	
Website	https://www.claytonareaministries.com/	
E-mail:	claytonareaministries@aol.com	

Program Name:	New Bethel Church (Angel Food Ministries)	Services Offered:
Address:	9632 NC Hwy 96 N	Food Assistance
State, City, Zip Code	Selma, NC - 27576	
Phone No.:	Phone: 919-965-0771	

Program Name:	Kenly Area Ministries	Services Offered:
Address:	212 W 2nd Street	

State, City, Zip Code	Kenly, NC - 27542	Food Pantry
Phone No.:	(919) 284-2449	

Program Name:	New Life Deliverance	Services Offered: Food Assistance
Address:	103 East Main St	
State, City, Zip Code	Benson, NC 27504	
Phone No.:	919-894-2208	

Program Name:	Middlesex Church of God -Midpoint Church	Services Offered: Hours: Sunday at 12:45 Wednesday Nights at 8 PM Or by appointment Food Assistance
Address:	5407 South NC 231	
State, City, Zip Code	Middlesex, NC 27557	
Phone No.:	(252) 235-5885	

Program Name:	One Accord Church-Food Pantry	Services Offered: 1st and 3rd Saturday of the month 10 AM, to 1 PM
Address:	3987 Hwy 70 West	
State, City, Zip Code	Princeton, NC 27596	
Phone No.:	(919) 581-9689	

Program Name:	Edgerton Selma Methodist Church	Services Offered: Hours: Thursdays 8:30am-11:00am Food Assistance
Address:	401 W. Anderson Street	
State, City, Zip Code	Selma, NC - 27576	
Phone No.:	919-965-3761 919-931-4034	

Program Name:	Milagros y Maravillas de Dios	Services Offered: Hours: Every 1st, 2nd, 4th Monday 4pm-7pm
Address:	711 W Noble	
State, City, Zip Code	Selma, NC, 27576	

Phone No.:	919-601-1697, 919-763-4549
-------------------	----------------------------

Program Name:	Food Pantry-Bethel AME	Services Offered:
Address:	9632 NC Hwy 96 N	Pantry Opening Hours: Thursday 11:00 a.m. - 3:00 p.m.
State, City, Zip Code	Selma, NC - 27576	
Phone No.:	(919) 965-0771	
Website:	www.freefood.org/l/nc_27576_bethel-ame	
E-mail:	bethlamel@yahoo.com	

Program Name:	Smithfield Area Ministries (Centenary UMC)	Services Offered:
Address:	140 East Market St	Food Assistance. *Must obtain a voucher from Johnston Lee Harnett Community Action. Opened Thursdays from 9: ³⁰ AM to 12 PM and 2 to 4: ³⁰
State, City, Zip Code	Smithfield, NC 27577	
Phone No.:	(919) 280-6180 (919) 934-8915	

Program Name:	Community-Based Learning Alternatives Center	Services Offered:
Address:	1302 West Market Street	Food Assistance provided on M-T-W-F 11:00AM1:00PM; Thursday-Produce Only
State, City, Zip Code	Smithfield, NC 27577	
Phone No.:	(919) 989-1786	

Program Name:	Smithfield Rescue Mission	Services Offered:
Address:	523 Glenn Street	Blessing Baskets
State, City, Zip Code	Smithfield, NC 27577	
Phone No.:	(919) 934-9257	
Website:	https://smithfieldrescue.org/blessing-baskets	
E-mail:	admin@smithfieldrescue.org	

Program Name:	Salvation Army	Services Offered:
Address:	306 North Brightleaf Blvd.	Food Assistance is given one time per month Monday, Wednesday, Friday (9:00 AM - 4:00 PM) Service(s) Offered: Employment / Food assistance (Must see counselor first, ID required).
State, City, Zip Code	Smithfield, NC 27577	
Phone No.:	(919) 934-9102	
Website:	www.salvationarmyusa.org/usn/	
E-mail:	smithfieldnc@uss.salvationarmy.org	

Program Name:	First Baptist Church / Smithfield	Services Offered:
Address:	202 South 4th Street	Food Assistance: soup kitchen & food supplies
State, City, Zip Code	Smithfield, NC 27577	
Phone No.:	(919) 934-9771	

Program Name:	A Touch from Above Faith Center Church	Services Offered:
Address:	654 Main Street	Every Monday 6:00 PM - 7:00 PM Food assistance (Must have referral).
State, City, Zip Code	Wilson's Mills, NC 27593	
Phone No.:	(919) 938-0073 ext. 2	

Program Name:	Centenary United Methodist Church	Services Offered:
Address:	140 East Market Street	Monday-Friday 9:30a-12:00pm and 2:00pm - 4:30pm Food Assistance
State, City, Zip Code	Smithfield, NC 27577	
Phone No.:	(919) 934-2333	

Program Name:	St. Anna Freewill Baptist Church / Harvest Ministry	Services Offered:
----------------------	--	--------------------------

Address:	11705 Old Stage Road	Tuesday & Wednesday 6:00 pm - 8:30 pm Food Assistance
State, City, Zip Code	Willow Springs, NC 27592	
Phone No.:	(919) 552-1107	

Program Name:	Johnston County Public Health Department / Nutrition Program W.I.C.	Services Offered:
Address:	517 North Brightleaf Blvd.	Women Infant & Children- Nutritional Supplements for women, infants, and children, nutritional counseling & education & breastfeeding support
State, City, Zip Code	Smithfield, NC 27577	
Phone No.:	919-989-5200 or (919) 989-5255	
Website:	www.johnstonnc.com/health/content.cfm?pageid=wic	

Program Name:	Good News Buenas Nuevas Ministry	Services Offered:
Address:	2176-D US 70 Alternate A	Monday through Friday Time depends on resources available
State, City, Zip Code	Pine Level, NC 27568	
Phone No.:	(919) 617-2108	
E-mail:	gnbncenter@gmail.com	

Rent/Utility Housing

Program Name:	Housing Assistance Payment Program (HAPP)	Services Offered:
Address:	107 Johnston Street	Rental/Housing Issues - Provides assistance with low income housing.
State, City, Zip Code	Smithfield, NC 27577	
Phone No.:	(919) 989-5070 Fax (919) 989-5421	
Website:	www.johnstonnc.com/HAPP/	

Program Name:	Community and Senior Services of Johnston County / In Home Service	Services Offered:
Address:	1363W. Market Street	Independent living apartments are available for persons 62 and older or disabled; subsidized rentals, apartments are in Cary, Clayton, Kenly, Princeton, & Smithfield.
State, City, Zip Code	Smithfield, NC 27577	
Phone No.:	(919) 934-6066	
Website:	https://www.cssjohnston.org/	
E-mail:	info@cssjohnston.org	

Program Name:	COVID-19 Emergency Rental Assistance Program	Services Offered:
Phone No.:	1-844-243-7081	Apply online: https://www.rentrelief.com/johnstoncounty/renters Call Monday- Friday 8 AM to 6 PM Help with Rent
Website:	www.rentrelief.com/johnstoncounty/	

Program Name:	Johnston County DSS / ENERGY ASSISTANCE PROGRAMS	Services Offered:
Address:	414 North Street	The Crisis Intervention Program (CIP) is a year-round program which runs July 1st through June 30th each year (or until funds are exhausted) statewide. CIP provides assistance to low-income families experiencing or in danger of heating or cooling.
State, City, Zip Code	Smithfield, NC 27577	
Phone No.:	(919) 989-5300	
Website:	www.johnstonnc.com/dss/content.cfm?pageid=eap	

Program Name:	Johnston-Lee-Harnett Community Action	Services Offered:
Address:	1102 Massey Street	Utility Payment Assistance - Eligibility based on financial need; must provide utility bill. Also has a certified housing counselor.
State, City, Zip Code	Smithfield, NC 27577	
Phone No.:	(919) 934-2145	
Website:	https://www.jlhcommunityaction.org	

Program Name:	Johnston-Lee-Harnett Community Action/Weatherization	Services Offered:
Address:	1102 Massey Street,	Provides services to make homes energy efficient & safe.
State, City, Zip Code	Smithfield, NC 27577	
Phone No.:	(919) 934-2145	
Website:	www.jlhcommunityaction.org/weatherization	

Program Name:	Johnston County Public Health Department / Environmental Health	Services Offered:
Address:	517 N. Brightleaf Blvd.	Well & Septic Permits; restaurant grading and water testing. Located in the land use building in downtown Smithfield.
State, City, Zip Code	Smithfield, NC 27577	
Phone No.:	(919) 989-5180	
Website:	https://www.johnstonnc.com/envhealth/	

Program Name:	Johnston County Habitat for Humanity serving Johnston and Wake County	Services Offered:
Address:	2420 North Raleigh Boulevard	Through volunteer labor and tax-deductible donations of money and materials, Habitat builds and rehabilitates simple, decent houses with the help of the homeowner (partner) families. Habitat houses are sold to partner families at no profit, financed
State, City, Zip Code	Raleigh, NC 27604.	
Phone No.:	919-833-1999	

Website:	https://www.habitatwake.org/kenly-selma	with affordable, no-interest loans.
-----------------	---	-------------------------------------

Program Name:	Johnston-Lee-Harnett Community Action	Services Offered:
Address:	1102 Massey Street	Rental Payment Assistance - Eligibility based on financial needs; assists in preventing evictions; must provide letter of notice of late payments.
State, City, Zip Code	Smithfield, NC 27577	
Phone No.:	(919) 934-2145	
Website:	https://www.jlhcommunityaction.org	

Program Name:	Harbor, Inc. of Johnston County	Services Offered:
Address:	P.O. Box 1903	Rental/Housing Issues - Eligibility completed through a phone evaluation; domestic violence, sexual assaults; provides safe haven and stable temporary living arrangements
State, City, Zip Code	Smithfield, NC 27577	
Phone No.:	Office: (919) 938-3566	
Website:	www.harborshelter.org	
Crisis Line	(919) 631-5478	
Email:	info@harborshelter.org	

Program Name:	Salvation Army	Services Offered:
Address:	306 North Brightleaf Blvd.	Food Assistance is given one time per month Monday, Wednesday, Friday (9:00 AM - 4:00 PM) Service(s) Offered: Employment / Food assistance (Must see counselor first, ID required).
State, City, Zip Code	Smithfield, NC 27577	
Phone No.:	(919) 934-9102	
Website:	https://www.salvationarmyusa.org/usn/	
E-mail:	smithfieldnc@uss.salvationarmy.org	

Program Name:	Community Senior Services (CSS)-Housing Department	Services Offered:
Address:	1363 W. Market Street	Provides apartment assistance.
State, City, Zip Code	Smithfield, NC 27577	
Phone No.:	(919) 934-6066	
Website:	www.cssjohnston.org/wwwcssjohnstonorghousing	

Program Name:	Smithfield Rescue Mission	Services Offered:
Address:	523 Glenn Street	The Smithfield Rescue Mission is dedicated to improving the well-being of those in need of the basic necessities of life; such as shelter, food, clothing, and toiletries, as well as educational, emotional, and spiritual guidance. Emergency Shelter, New Life Program (employment prep, community support), 30/90 to work (work search program).
State, City, Zip Code	Smithfield, NC 27577	
Phone No.:	(919) 934-9257	
Website:	www.smithfieldrescue.org	
Email:	admin@smithfieldrescue.org	

Program Name:	Beacon Rescue Mission/Dunn Location	Services Offered:
Address:	207 West Broad Street	Shelter, Food, Clothing
State, City, Zip Code	Dunn, NC 28334	
Phone No.:	910-892-5772	
Website:	http://www.beaconmission.com/	

Program Name:	Public Housing /Benson Housing Authority	Services Offered:
Address:	1000 S Williams Dr. #413	Rental/Housing Issues
State, City, Zip Code	Benson, NC 27504	
Phone No.:	(919) 894-4710	

Website:	https://www.bensonhousing.org/	
Program Name:	Public Housing /Selma Housing Authority	Services Offered:
Address:	711 East Lizzie Street	Rental/Housing Issues
State, City, Zip Code	Selma, NC 27576	
Phone No.:	(919) 965-3755	
Program Name:	Public Housing /Smithfield Housing Authority	Services Offered:
Address:	801 South 5th Street	Rental/Housing Issues
State, City, Zip Code	Smithfield, NC 27577	
Phone No.:	(919) 934-9491	
Website:	www.smithfieldhousingnc.org/	
Program Name:	Johnston County Housing Assistance /Private Section 8	Services Offered:
Address:	107 Johnston Street	Private landlords - section 8 housing
State, City, Zip Code	Smithfield, NC 27577	
Phone No.:	(919) 989-5070	
Website:	www.johnstonnc.com/happ/availableprop.cfm	
Program Name:	Community-Based Learning /Traditional Housing	Services Offered:
Address:	1302 West Market Street	Traditional Housing - Guests can stay from 3 months to 2 years, but do not have a lease and must accept services; most require small rent payments; for individuals with HIV/AIDS.
State, City, Zip Code	Smithfield, NC 27577	
Phone No.:	(919) 989-1786	
Program Name:	Oxford House-Smithfield /Recovery Housing	Services Offered:

Address:	602 E. Church Street	Guests that are in recovery from alcohol or drug abuse; for MEN ONLY; it is considered permanent housing and tenants will have to pay \$100.00 per week for rent.
State, City, Zip Code	Smithfield, NC 27577	
Phone No.:	(919) 209-0042	

Program Name:	Johnston County Department of Social Services-Crisis Intervention Program	Services Offered:
Address:	714 North Street,	Provides emergency assistance to households that apply and are in heating or cooling related crisis. (can pay for fuel or electricity). \$300 limit per year.
State, City, Zip Code	Smithfield, NC 27577	
Phone No.:	(919) 989-5300	
Website:	https://www.johnstonnc.com/dss/index.cfm	
Email	dss@johnstonnc.com	

Program Name:	Johnston County Department of Social Services - Energy Neighbor	Program Name:
Address:	714 North Street,	Provides emergency assistance to households that apply and are in heating or cooling related crisis. (can pay for fuel or electricity). \$300 limit per year.
State, City, Zip Code	Smithfield, NC 27577	
Phone No.:	(919) 989-5300	
Website:	www.johnstonnc.com/dss/content.cfm?pageid=ca	

Program Name:	Johnston County Department of Social Services-Low Income Energy Assistance (LIHEAP)	Services Offered:
Address:	714 North Street,	Provides emergency assistance to households that apply and are in heating or cooling related crisis. (can pay for fuel or electricity). \$300 limit per year.
State, City, Zip Code	Smithfield, NC 27577	
Phone No.:	(919) 989-5300	
Website:	https://www.johnstonnc.com/dss/index.cfm	

Email	dss@johnstonnc.com	
--------------	--------------------	--

Program Name:	First Baptist Church	Services Offered: Emergency Aid due to fire, weather, disasters, etc.
Address:	202 South 4th Street	
State, City, Zip Code	Smithfield, NC 27577	
Phone No.:	(919) 934-9771	

Program Name:	N.C. Foreclosure Prevention Fund	Services Offered: Assisting North Carolina homeowners who are struggling to make their mortgage payments due to job loss or temporary financial hardship.
Phone No.:	1(919) 877-5700 or 888-623-8631	
Website:	www.ncforeclosurehelp.org	

Program Name:	NC Foreclosure Help	Services Offered: Providing 24/7 assistance for homeowners, HOPE hotline; steps to preventing home loss.
Phone No.:	1-888-995-HOPE (4673)	
Website:	www.ncforeclosurehelp.org	

Program Name:	RHA Health Services / Intermediate Care	Services Offered: Intermediate Care Facilities (group home) for persons with developmental disabilities who have more intense medical needs.
Address:	501-C South Wall Street	
State, City, Zip Code	Benson, NC 27504	
Phone No.:	(919) 894-5124 Fax: (919) 894-1488	
Website:	www.rhahealthservices.org	

Support Groups

Program Name:	AARP North Carolina	Services Offered: We create and connect you to unique tools and programs, help save you money, and tackle the issues that matter most to you, your family and your community.
Address:	5511 Capital Center Dr #400	
State, City, Zip Code	Raleigh, NC 27606	
Phone No.:	(866) 389-5650	
Website:	https://states.aarp.org/north-carolina/?migration=rdret&migration=rdret	

Program Name:	Alcoholics Anonymous and Narcotics Anonymous	Services Offered: Community-based association of recovering drug and alcohol addicts.
Address:	3948 Browning Place Room 347	
State, City, Zip Code	Raleigh, NC 27609	
Phone No.:	Phone: (919) 783-8214 Helpline: (919) 783-6144	
Website:	http://www.raleighaa.com	

Program Name:	Al-anon Johnston Presbyterian Church of Garner	Services Offered: Monday 8 PM
Address:	503 Lakeside Dr	
State, City, Zip Code	Garner, NC 27529	
Website:	https://alanonalateen6nc.org/locations/presbyterian-church-of-garner/	

Program Name:	Nar-anon	Services Offered: Support for friends and family of persons suffering from Addiction.
Website:	www.nar-anon.org	

Program Name:	Autism Society of North Carolina / Johnston County Local Unit	Services Offered:
----------------------	--	--------------------------

Phone No.:	(919) 553-3487	Support and counseling for parents of autistic children.
Website:	http://www.autismsociety-nc.org	

Program Name:	The Arc of Johnston County	Services Offered:
Address:	P.O. Box 1268	To advocate for people with developmental and physical disabilities and their families.
State, City, Zip Code	Clayton, NC 27528	
Phone No.:	(919) 912-2111	
Website:	https://thearc.org/	

Program Name:	Community & Senior Services of Johnston County /Caregiver Support	Services Offered:
Address:	1363 W. Market Street	Provides help, problem-solving & support for the caregivers; information, assistance, counseling, training, support groups, lending library. No age restriction on services offered to caregivers, eligibility based on age, disability, & family situation.
State, City, Zip Code	Smithfield, NC 27577	
Phone No.:	(919) 934-6066	
Website:	https://www.cssjohnston.org/	

Program Name:	3HC-Home Health and Hospice Care, Inc.	Services Offered:
Address:	723 South 3rd Street, Suite C	The program is designed to meet the physical, emotional, social, & spiritual needs of patients & families in their final days of life.
State, City, Zip Code	Smithfield, NC 27577	
Phone No.:	(919) 934-0664	
Website:	www.3hc.org	

Program Name:	Johnston Medical Center	Services Offered:
Address:	509 N. Brightleaf Blvd.	

State, City, Zip Code	Smithfield, NC 27577	Inpatient community resource coordination, monthly grief support groups; for grief groups contact Spiritual Care Department.
Phone No.:	(919) 934-8171 / (919) 209-3655 to register	
Website:	www.johnstonhealth.org	

Program Name:	SECU Hospice House	Services Offered:
Address:	426 Hospital Road	Support and Counseling
State, City, Zip Code	Smithfield, NC 27577	
Phone No.:	919-209-5100 Fax: 919-209-5150	
Website:	https://www.johnstonhealth.org/locations/profile/?id=79&utm_source=JOHNSTON-SECU-HOSPICE&utm_campaign=Local-Listings&utm_medium=Google-My-Business	

Program Name:	Transitions LifeCare	Services Offered:
Address:	250 Hospice Circle	Wherever you or a loved one may be on a path of a serious illness or grief, Transitions LifeCare surrounds you with a comprehensive circle of expert care and support. It's your life. It's your choice. Support groups available
State, City, Zip Code	Raleigh, NC 27607	
Phone No.:	(919) 828-0890 Fax: (919) 719-0395	
Website:	https://www.benson-chamber.com/list/member/transitions-lifecare-raleigh-285 or https://www.transitionslifecare.org/	

Program Name:	Crossroads Area of Narcotics Anonymous	Services Offered:
Phone No.:	Call 24/7 – 1-855-227-6262	Narcotics Anonymous is a non-profit fellowship or society of men and women for whom drugs had become

Website:	https://crossroadsarea.org/ or https://ncregion-na.org/cross-roads-area/	a major problem. We are recovering addicts who meet regularly to help each other stay clean. This is a program of complete abstinence from all drugs. There is only one requirement for membership – the desire to stop using.
-----------------	---	--

Transportation

Program Name:	Johnston County Area Transit (JCATS)	Services Offered:
Address:	1050 W Noble St	<p>JCATS provides a variety of transportation including medical trips in county and to destinations out of county, workplace and job training, senior centers, child care centers, social services, public hearings, dental care. JCATS also provides <i>non-emergency medical transportation</i> and other contracted services (See above). JCATS strives to also provide Rural General Public (RGP) transportation to school, work, appointments, etc., at a reduced cost to riders.</p>
State, City, Zip Code	Selma, NC 27576	
Phone No.:	<p>(919) 202-5030</p> <p>If you receive Medicaid, contact Johnston County DSS: (919) 202-5873</p> <p>If you are 60+, contact Community & Senior Services: (919) 934-6066</p> <p>Fax: (919) 202-5032</p>	
Website:	www.cssjohnston.org/wwwjcatsorg	
Email:	info@jcats.org	

Program Name:	Johnston County DSS / Transportation	Services Offered:
Address:	714 North Street,	<p>Transportation is arranged and provided by Johnston County Social Services for child services (children who are being seen as clients of the child services group within social services.) Work First (clients who are participating in the Work First program so they can travel to and from their job locations).</p>
State, City, Zip Code	Smithfield, NC 27577	
Phone No.:	(919) 989-5300	
Website:	https://www.johnstonnc.com/dss/index.cfm	
Email	dss@johnstonnc.com	

Program Name:	Johnston County DSS / Medical Transportation	Services Offered:
Address:	714 North Street,	<p>Medical transportation can only be provided to Medicaid recipients to transport them to their medical appointments, for services that are covered by Medicaid.</p>
State, City, Zip Code	Smithfield, NC 27577	
Phone No.:	(919) 989-5300	
Website:	https://www.johnstonnc.com/dss/index.cfm	
Email	dss@johnstonnc.com	

Veterans

Program Name:	Disabled American Veterans (DAV)	Services Offered:
Address:	1500 Buffalo Rd	Provides free transportation for Veterans to local VA hospitals twice a week.
State, City, Zip Code	Smithfield, NC 27577	
Phone No.:	(919) 989-7177	
Website:	www.va.gov	

Program Name:	Johnston County Veterans Services	Services Offered:
Address:	309 East Market Street	The Johnston County Veterans Services Office assists Eligible Veterans, their dependents and/or surviving spouses, children of deceased Veterans, members of the Reserves or National Guard, and active-duty service members in applying for benefits and services from the Department of Veterans Affairs and the North Carolina Division of Veterans Affairs.
State, City, Zip Code	Smithfield, NC 27577	
Phone No.:	(919) 989-5067 (919) 934-0607 (Fax)	
Website:	www.johnstonnc.com/veteranssvcs/	
E-mail:	veterans@johnstonnc.com	

Youth Services

Program Name:	My Kids Club Johnston County	Services Offered:
Address:	311 West Richardson Street (behind Selma Elementary School)	Community-Based organization that provides young people with a fun, safe, & constructive after-school environment. (Formerly Boys and Girls Club of JOCO)*Meets at Selma Elementary School
State, City, Zip Code	Selma, NC 27576	
Phone No.:	(919) 351-1559	
Website:	https://www.mykidsclub.org/	

Program Name:	My Kids Club Johnston County	Services Offered:
Address:	201 W Sanders Street	Community-Based organization that provides young people with a fun, safe, & constructive after-school environment. (Formerly Boys and Girls Club of JOCO) *Meets at Smithfield Elementary School
State, City, Zip Code	Smithfield, NC 27577	
Phone No.:	(919) 351-1559	
Website:	https://www.mykidsclub.org/	

Program Name:	Inclusion Specialist / Partnership for Children	Services Offered:
Address:	1406-A South Pollock Street	The Johnston Inclusion Support Services Program will provide consultation, technical assistance and training to child care providers and families of children in care when there is a developmental, behavioral, or social- emotional concern.
State, City, Zip Code	Selma, NC 27576	
Phone No.:	(919) 202-0002	
Website:	www.pfcjc.org	

Program Name:	Cooperative Extension Services / Youth Development	Services Offered:
Address:	2736 NC Hwy 210	4-H Youth development programs
State, City, Zip Code	https://johnston.ces.ncsu.edu/	
Phone No.:	(919) 989-5380	

Website:	https://johnston.ces.ncsu.edu/
-----------------	---

Program Name:	NEXTGEN Career Center- Johnston	Services Offered:
Address:	912 N Brightleaf Blvd	Resources to help young adults meet their career and academic training goals.
State, City, Zip Code	Smithfield, NC 27577	
Phone No.:	919-934-1029 ext 223	
Website:	www.capitalareanetworks.com (go to centers-Johnston)	

Program Name:	Benson Parks & Recreation	Services Offered:
Address:	1204 N. Johnson Street	Recreation programs for youth of all ages, camps available throughout the year.
State, City, Zip Code	Benson, NC 27504	
Phone No.:	(919) 894-5117	
Website:	www.townofbenson.com/2173/Programs	

Program Name:	Clayton Parks & Recreation	Services Offered:
Address:	715 Amelia Church Road	Youth Sport Programs sport activities for youth of all ages.
State, City, Zip Code	Clayton, NC 27520	
Phone No.:	919-553-1550	
Website:	www.townofclaytonnc.org/259/Parks-Recreation	

Program Name:	Smithfield Parks & Recreation	Services Offered:
Address:	600 M. Durwood Stephenson Parkway	Youth Sport Programs - Over 20
State, City, Zip Code	Smithfield, NC 27577	

Phone No.:	919-934-2116	sport activities for youth of all ages.
Website:	www.smithfield-nc.com/page/parks_home	

Program Name:	Selma Parks & Recreation	Services Offered:
Address:	12 E. Anderson Street	Recreation programs for youth of all ages, camps available throughout the year.
State, City, Zip Code	Selma, NC 27576	
Phone No.:	Main: (919) 975-1411 Fax: (919) 965-4637	
Website:	https://selma-nc.com/programs/parks-rec/	

Program Name:	Kenly Parks & Recreation	Services Offered:
Address:	410 S. College Ave	Recreation programs for youth of all ages, camps available throughout the year.
State, City, Zip Code	Kenly, NC 27542	
Phone No.:	(919) 588-5090	
Website:	https://townofkenly.com/government/departments/parks-and-recreation/	
E-mail:	<i>KPARC@townofkenly.com</i>	

Program Name:	Wilson's Mills Park and Recreation	Services Offered:
Address:	<i>100 Railroad Street</i>	Open to girls and boys throughout Johnston County. The season runs March-May, low registration fees, local play only, and certified coaches. Ages 6-14; touch and tack options.
State, City, Zip Code	<i>Smithfield, NC 27577</i>	
Phone No.:	<i>Main Number: (919) 938-3885 ext. 28 Main Fax: (919) 938-1121</i>	
Website:	https://www.wilsonsmillsnc.org/index.asp?SEC=4BE3A342-E110-44AE-9DCA-2FF69F443EEA	

Program Name:	Johnston County YMCA	Services Offered:
----------------------	-----------------------------	--------------------------

Address:	2110 Aversboro Road	Provides a variety of recreational activities to Johnston County residents of all ages.
State, City, Zip Code	Garner, NC 27529	
Phone No.:	(919) 582-9622	
Website:	www.ymcatriangle.org/locations/poole-family-ymca	

Program Name:	Johnston County Partnership for Children/Program Serving Latinos	Service(s) Offered:
Address:	1406 A South Pollock Street	NC Pre-Kindergarten experience for at-risk four-year-old children, the year before they enter Kindergarten.
State, City, Zip Code	Selma, NC 27576	
Phone No.:	(919) 202-0002	
Website:	www.pfcjc.org	
Email	info@pfcjc.org	

Program Name:	Johnston County Department of Social Services-Child Services	Services Offered:
Address:	714 North Street,	Ensures safe, permanent, nurturing families for children by protecting them from abuse and neglect while attempting to preserve the family unit.
State, City, Zip Code	Smithfield, NC 27577	
Phone No.:	(919) 989-5300	
Website:	https://www.johnstonnc.com/dss/index.cfm	
Email	dss@johnstonnc.com	

Program Name:	Triangle South Literacy Works, Inc.	Services Offered:
Address:	600 S. Magnolia Ave.	TSLW helps adults improve their English language skills through reading, speaking, and writing--as well as math, financial literacy and computer skills. We serve students ages 16+ in Harnett, Johnston, and Sampson Counties.
State, City, Zip Code	Dunn, NC 28334	
Phone No.:	(910) 891-4111	
Website:	www.tslitworks.org	

Program Name:	PORT Health	Services Offered: Youth comprehensive rehabilitative and clinical therapy (counseling and mental health treatment, alcohol and substance use treatment (SAIOP))
Address:	4300-110 SAPPHIRE CT	
State, City, Zip Code	GREENVILLE, NC 27834	
Phone No.:	252-830-7540	
Website:	https://www.porthhealth.org/	

Program Name:	Youth Focus	Service(s) Offered: Focus offers substance abuse counseling, foster care, young women's housing, counseling, emergency housing, school and educational groups, some covered by insurance or Medicaid, and others available free of charge.
Address:	405 Parkway Suite A	
State, City, Zip Code	Greensboro NC 27401	
Phone No.:	(336) 333-6853	
Website:	https://www.youthfocus.org/	

Appendix E: Behavioral Health Resources

BEHAVIORAL HEALTH RESOURCES

<p>ADOLESCENT CHILD AND ADULT PSYCHIATRY</p> <p>501 Gateway Dr. Suite 101 Clayton, NC, 27520</p> <p>Phone Number: 919-783-8377 Fax: 919-324-3404</p> <p>Hours: Monday-Friday 10:00am-6:00pm</p>	<p>SERVICES:</p> <ul style="list-style-type: none"> ● Psychological Testing ● Diagnostic Evaluation Testing ● Psychoeducational Testing ● Early Entry Kindergarten Testing ● Immigration Evaluations ● Adoption Evaluations ● Bariatric and Spinal cord Evaluations ● Psychotherapy and Counseling ● Specialize in the following: ADHD, Anxiety Disorder, Mood Disorder, Trauma, Autism Spectrum and Intellectual Disability, Oppositional Defiant Disorder, Tourette's Disorder, First Episode Psychosis <p>INSURANCE:</p> <ul style="list-style-type: none"> ● AETNA, BCBS, BRIGHT HEALTH, CIGNA, CONTIGO, MEDCOST, TRICARE ● MEDICAID for patients 17 and under WITH REFERRAL ● MEDICARE for patients 69 and under WITH REFERRAL ● DOES NOT ACCEPT MEDICAID FOR THERAPY OR PSYCHOLOGICAL EVALUATIONS <p>AGE GROUP:</p> <ul style="list-style-type: none"> ● 6 through 69
<p>CAROLINA OUTREACH</p> <p>831 Brightleaf Blvd. Smithfield, NC, 27577</p> <p>Phone Number: 919-300-4315 Fax: 919-783-8377</p> <p>Hours: Monday-Friday 8:00 am-5:00 pm.</p> <p>Walk-In Assessment Clinic hours are on Tuesdays, 9 a.m. to noon.</p> <p>Substance Use Disorder Walk-In Assessment Clinic is on Tuesdays.</p> <p>Medication Management Walk-In is available by appointment only</p>	<p>CHILDREN SERVICES:</p> <ul style="list-style-type: none"> ● Comprehensive Clinical Assessment ● Outpatient Therapy ● Psychiatric Evaluation and Medication Management ● Intensive In-Home Services <p>ADULT SERVICES:</p> <ul style="list-style-type: none"> ● Comprehensive Clinical Assessment ● Outpatient & Group Therapy ● Psychiatric Evaluation and Medication Management ● Assertive Community Treatment team ● Substance Use Disorder treatment ● DWI Services <p>INSURANCE:</p> <ul style="list-style-type: none"> ● BCBS PPO, ALL 5 MEDICAID PHP'S (Amerihealth, Carolina Complete, Healthy Blue, United Healthcare Medicaid, Wellcare) <p>AGE GROUP: ALL</p>

	<p>NOTE* Carolina Outreach Behavioral Urgent Care located at 2670 Durham Chapel Hill Blvd. Durham, 27707, is willing to write bridge prescriptions for Johnston, Wake and Cumberland County residents with Medicaid or IPRS funding. Their phone number is 919-251-9009.</p>
--	--

<p>CARTER CLINIC</p> <p>19 Noble St. Smithfield NC, 27577</p> <p>Phone Number: 919-938-9842 Fax: 919-938-9843</p> <p>Hours: Monday and Wednesday- Friday 8:00pm-5:00pm Tuesday 8:00am- 6:40pm</p>	<p>SERVICES:</p> <ul style="list-style-type: none"> ● Individual, Couples, and/or Family Therapy ● Psychiatric Assessments ● Chronic Mental Illness Treatment ● Medication Management ● Opiate Dependence Treatment with Buprenorphine ● Referrals for Psychological testing ● Treatment includes: Depression, Bipolar Disorder, ADHD, Opiate Dependence, Alcohol/drug abuse, Anxiety disorder, PTSD, Marital Conflict, Autism Spectrum Disorder, Schizophrenia, Childhood Behavioral Problems <p>INSURANCE:</p> <ul style="list-style-type: none"> ● MEDICARE, ALL 5 MEDICAID PHP'S (Amerihealth, Carolina Complete, Healthy Blue, United Healthcare Medicaid, Wellcare) BCBS, TRICARE, CIGNA <p>AGE GROUP:</p> <ul style="list-style-type: none"> ● 5 and up
<p>HOPE SERVICES</p> <p>1329 North Brightleaf Blvd. Building D Smithfield NC 27577</p> <p>Phone Number; (919) 714-7500 Fax: 919-714-7513</p>	<p>SERVICES:</p> <ul style="list-style-type: none"> ● Comprehensive Clinical Assessments ● These services include individual, family therapy and group therapy. (, Attachment Biobehavioral Catch Up “ABC”, Motivational Interviewing, Cognitive Behavioral Therapy “CBT”, Play Therapy, ART Therapy, Trauma Focused CBT, Dialectical Behavioral Therapy,

<p>Hours:9:00am-5:00pm After hours appointments available</p> <p>SPANISH SPEAKING THERAPIST (not taking patients at the moment 3/9/22)</p>	<p>Parent Child Interactive Therapy,Child Parent Psychotherapy)</p> <ul style="list-style-type: none"> • Psychiatric Evaluations and Medication Management, Intensive At-Home Treatment, • Outpatient Plus,Therapy Groups(Structure Psychotherapy for Adolescents Responding to Chronic Stress,Dialectical Behavioral Therapy • LIighthouse Program: Autism Spectrum and Intellectual Disabilities for 18 and younger, IQ less than 70 <p>INSURANCE:</p> <ul style="list-style-type: none"> • ALL 5 MEDICAID(Amerihealth, Carolina Complete, Healthy Blue, United Healthcare Medicaid, Wellcare), BCBS, CIGNA, AETNA, HEALTH CHOICE, IPRS, SELF PAY <p>AGES:</p> <ul style="list-style-type: none"> • 6 MONTHS- UP
<p>INTO THE LIGHT COUNSELING</p> <p>312 South 3rd St. Smithfield, NC, 27577</p> <p>Phone Number: 919-271-0135</p> <p>Hours : Monday- Friday 8:00am-3:00pm</p>	<p>SERVICES:</p> <ul style="list-style-type: none"> • Outpatient Therapy <p>INSURANCE:</p> <ul style="list-style-type: none"> • MEDICARE, CIGNA, UHC, BCBS, MAGELLAN, AETNA, SLIDING FEE SCALE SELF PAY • DOES NOT TAKE MEDICAID <p>AGE GROUP:</p> <ul style="list-style-type: none"> • 10 AND UP
<p>JOHNSTON COUNSELING SERVICES</p> <p>212 Bridge St. Smithfield NC 27577</p> <p>Clayton Office Location: 401 E Main St, Clayton, NC 27520</p> <p>Phone Number:919-938-0921 Fax: 919-938-1117</p> <p>Spanish Speaking Assessments now available</p>	<p>SERVICES:</p> <ul style="list-style-type: none"> • Provides primarily substance use/abuse treatment for adults • DWI Assessments, Individual and group substance abuse treatment • ADETS(Alcohol Drug Education Traffic School) <p>INSURANCE:</p> <ul style="list-style-type: none"> • SELF PAY ONLY, DOES NOT ACCEPT INSURANCE <p>AGE GROUP: ADULTS</p>

<p>JOHNSTON PUBLIC HEALTH-BEHAVIORAL HEALTH</p> <p>521 North Brightleaf Blvd. Smithfield, NC, 27577</p> <p>Phone Number: 919-989-5500 Fax:919-989-5596</p> <p>Hours: Monday-Thursday 7:30am-5:00pm Friday 8:00am-5:00pm</p> <p>Walk In Hours:Monday-Friday 8:00am-5:00pm</p> <p>PROVIDES INTERPRETER SERVICES</p>	<p>SERVICES:</p> <ul style="list-style-type: none"> ● Psychiatric evaluation, re-evaluation and medication management. ● Patient Assistance Program and medication Injection. ● Walk- In Crisis- immediate face to face assistance to patients with mental health or substance use crisis. Mon-Fri. 8am-5pm. ● Comprehensive Clinical Assessment (CCA), Individual and Group Therapy <p>INSURANCE:</p> <ul style="list-style-type: none"> ● MEDICARE, MEDICAID, all 5 MEDICAID PHP's (Amerihealth, Carolina Complete, Healthy Blue, United Healthcare Medicaid, Wellcare) BCBS, AETNA,CIGNA, UHC, TRICARE,HUMANA <p>AGE GROUP:</p> <ul style="list-style-type: none"> ● 5 and up for Walk in Crisis, all other services 18 and up
<p>LIVING WELL BEHAVIORAL HEALTH INC</p> <p>502 McKnight Dr. Suite 202 Knightdale,NC, 27545</p> <p>Phone Number: 919-803-2111 Fax:919-803-3083 Hours: Monday-Thursday 9:00am-5:00pm</p>	<p>SERVICES:</p> <ul style="list-style-type: none"> ● Provides Medication Management, Substance Use/Abuse Treatment <p>INSURANCE:</p> <ul style="list-style-type: none"> ● HEALTHY BLUE MEDICAID,ALLIANCE MEDICAID, BCBS UHC, UMR,TRICARE,CIGNA <p>AGE GROUP:</p> <ul style="list-style-type: none"> ● 5 AND UP
<p>MINDPATH HEALTH</p> <p>2076 NC Highway 42 West Suite 220 Clayton, NC, 27520</p> <p>Phone Number:919-550-3323 Fax: 919-550-3379</p>	<p>SERVICES:</p> <ul style="list-style-type: none"> ● Psychiatric Evaluation ● Medication management ● Therapy and Counseling ● Conditions Treated: ADHD, Anger Management, Anxiety, Bipolar, Cognitive Disorder, Dementia, Depression,

<p>Hours: Monday- Thursday 9:00am-6:00pm Friday 9:00am-3:00pm</p>	<p>Developmental Disabilities, Dissociative Disorder, Gabling, Grief, LGBTQ+Affermative Therapy, OCD, PTSD, Personality Disorders, Postpartum Depression, Schizophrenia, Substance Use</p> <p>INSURANCE:</p> <ul style="list-style-type: none"> • MEDICARE, ALL 5 MEDICAID PHP'S(Amerihealth, Carolina Complete, Healthy Blue, United Healthcare Medicaid, Wellcare) HEALTHCHOICE, BCBS, UHC, TRICARE, CIGNA, MEDCOST <p>AGE GROUP:</p> <ul style="list-style-type: none"> • 4 AND UP
<p>ONE-EIGHTY COUNSELING</p> <p>8325 Hwy 70 Business Suite A-2 Clayton, NC 27520 Phone Number: 919-550-4910 Fax:919-550-6870 Hours: Monday- Thursday 9:00am-5:00pm Friday 9:00am-4:00pm</p> <p>69 Shipwash Drive Garner, NC 27529 Phone Number: 919-772-1990 Fax:919-772-1978 Hours:Monday- Thursday 9:00am-5:00pm Friday 9:00am-4:00pm</p> <p>CARY/MORRISVILLE LOCATION HAS SPANISH SPEAKING THERAPIST</p>	<p>SERVICES:</p> <ul style="list-style-type: none"> • Sex Therapy, Faith Based Therapy, Cognitive Behavior Therapy, Marriage and Family Therapy, Substance Abuse Counseling, Trauma Therapy • Individual and Family Counseling, Marriage Counseling, Couples Counseling, Parenting Support and Training, CO-Parenting Support, Group Therapy, Yoga Therapy, Comprehensive Psychological Evaluations, ADD/ADHD Testing • Play Therapy (ages 4-12) • Full Psychoeducational Evaluation, Educational Evaluation, Psychological Evaluation, Early Entry to Kindergarten Evaluation (ages 4-18) <p>INSURANCE:</p> <ul style="list-style-type: none"> • AETNA, BEHAVIORAL HEALTH SYSTEMS, BCBS, CIGNA, CORESOURCE, CIGNA, MEDCOST, MERITAIN, TRIWEST, OPTUM, UHC, UMR <p>AGE GROUP:</p> <ul style="list-style-type: none"> • 4 AND UP

<p>PATHWAYS TO LIFE</p> <p>1420 A. South Pollock Street Selma, NC, 27576</p> <p>Phone Number: 919-351-0428 Fax: 919- 351-0814</p>	<p>SERVICES:</p> <ul style="list-style-type: none"> • Child and Youth Services, Intensive In-Home Services, Outpatient Therapy, Multisystemic Therapy • Medication management, Clinical Comprehensive Assessment,
--	--

<p>Hours: Monday-Friday 8:00am-5:00pm</p> <p>PROVIDES INTERPRETER SERVICES SPANISH SPEAKING CLINICIAN</p>	<ul style="list-style-type: none"> ● Adult Services, Community Support Team ● Individual and Group Therapy ● Substance Abuse Assessment, Intensive Outpatient Program, Comprehensive Outpatient Therapy <p>INSURANCE</p> <ul style="list-style-type: none"> ● IPRS, MEDICARE, ALL 5 MEDICAID PHP'S(Amerihealth, Carolina Complete, Healthy Blue, United Healthcare Medicaid, Wellcare) BCBS <p>AGE GROUP:</p> <ul style="list-style-type: none"> ● 5 AND UP
<p>PRIDE IN NC</p> <p>1319 N. Brightleaf Blvd. Suite F, Smithfield, NC, 27577</p> <p>Phone Number: 919-934-1312 Fax: 919- 934-1080 Crisis Phone Number: 984-789-8676</p> <p>Hours: Monday-Friday 9:00am-5:00pm</p> <p>PROVIDES INTERPRETER SERVICES TWO SPANISH SPEAKING THERAPISTS</p>	<p>SERVICES:</p> <ul style="list-style-type: none"> ● Outpatient Treatment ● Comprehensive Clinical Assessment ● Residential Treatment ● Intensive In Home ● Day Treatment ● B3 Individual Respite ● Psychiatric Care ● Psychosocial Rehabilitation ● Community Support Team, ● B3 Individual Support Service ● B3 Peer Support Services ● Psychiatric Care <p>INSURANCE:</p> <ul style="list-style-type: none"> ● IPRS, MEDICARE, NC HEALTHCHOICE, ALL 5 MEDICAID PHP'S (Amerihealth, Carolina Complete, Healthy Blue, United Healthcare Medicaid, Wellcare) BCBS, MEDCOST, NO INSURANCE <p>AGE GROUP:</p> <ul style="list-style-type: none"> ● 5 AND UP
<p>RESTORATION FAMILY SERVICES</p> <p>714 Wilkins Street Smithfield, NC, 27577</p> <p>Phone Number: 919-938-9502 FAX: 919-938-9702</p>	<p>SERVICES:</p> <ul style="list-style-type: none"> ● Behavioral Health Integration Services, ● Comprehensive Clinical Assessment, Substance Use Intensive Outpatient Services ● Individual and Group

<p>Hours: Monday- Friday 8:30am-5:00pm</p> <p>PROVIDES INTERPRETER SERVICES SPANISH SPEAKING CLINICIAN</p>	<p>Therapy INSURANCE:</p> <ul style="list-style-type: none"> IPRS, MEDICARE, NC HEALTHCHOICE, ALL 5 MEDICAID PHP'S (Amerihealth, Carolina Complete, Healthy Blue, United Healthcare Medicaid, Wellcare) BCBS, AETNA, UHC, TRICARE, VA, AMBETTER, BRIGHTHEALTH, CIGNA, MEDCOST, MULTIPLAN <p>AGE GROUP: ALL</p>
<p>UPWARD CHANGE HEALTH SERVICES LLC</p> <p>210 Peedin Rd. Smithfield, NC 27577</p> <p>Phone Number: 919-300-1559 Fax: 919.300.1804 After-Hours Crisis: 1.800.430.5967</p> <p>Hours: Monday- Friday 9:00am-5:00pm Saturday 9:00am-5:00pm by appointment</p>	<p>SERVICES:</p> <ul style="list-style-type: none"> Comprehensive Clinical Assessment Peer Support Services(B3)(Alliance) Community Support Team Outpatient Therapy Intensive In Home Medication Management Individual Support(B3) (Sandhills) <p>INSURANCE:</p> <ul style="list-style-type: none"> ALL 5 MEDICAID PHP'S(Amerihealth, Carolina Complete, Healthy Blue, United Healthcare Medicaid, Wellcare) BCBS, CIGNA, AETNA, UHC <p>DOES NOTE TAKE IPRS OR MEDICARE</p> <p>AGE GROUP:</p> <ul style="list-style-type: none"> 6 AND UP
<p>URGENT CARE- MONARCH BEHAVIORAL HEALTH</p> <p>319 Chapanoke Rd. Suite 120 Raleigh, NC, 27603 Phone Number:919-703-2845</p> <p>1001 Navajo Dr Suite 100 Raleigh NC 27609 Phone Number:919-856-4703 Fax:919-856-3795 (for Johnston County patients)</p> <p>CAN ARRANGE INTERPRETER SERVICES</p>	<p>SERVICES:</p> <ul style="list-style-type: none"> Anyone experiencing a mental health or substance use crisis. <p>INSURANCE:</p> <ul style="list-style-type: none"> ALL 5 MEDICAID(Amerihealth, Carolina Complete, Healthy Blue, United Healthcare Medicaid, Wellcare) MEDICARE, BCBS, MEDCOST, TRILLIUM, EASTPOINT, UHC, SELF-PAY, IPRS <p>AGE GROUP:</p> <ul style="list-style-type: none"> 5 AND UP
<p>WILSON PRIVATE PRACTICE(PSYCHOLOGICAL MOBILE SERVICE)</p> <p>2401 Wooten Blvd. Suite K Wilson, NC, 27893</p>	<p>SERVICES:</p> <ul style="list-style-type: none"> Psychological Testing: Diagnostic assessment(Autism, ADHD,Depression, Bipolar, Anxiety, OCD,PTSD,Schizophrenia, Delusional

<p>Phone Number:252-291-0735 Fax: 252-291-2890 Hours:9:00AM-6:00PM</p> <p>FRONT DESK SPEAKS SPANISH BUT NOT ABLE TO INTERPRET FOR PROVIDERS</p>	<p>Disorder)Intelligence Test, Achievement tests, Psychoeducational Testing, Personality assessments, Neuropsychological testing, Occupational testing</p> <ul style="list-style-type: none"> • Autism and Asperger's,IQ and Developmental • Child & Adolescent Services: Testing & Evaluations,Individual Therapy & Groups,Parent Counseling & Behavior Management,Substance Abuse & Addictions • Adults & Seniors: testing, groups, counseling, therapy, Cognitive Behavioral Treatment, Weight Loss counseling • Mental Fitness <p>INSURANCE:</p> <ul style="list-style-type: none"> • MEDICARE, ALL 5 MEDICAID PHP'S(Amerihealth, Carolina Complete, Healthy Blue, United Healthcare Medicaid, Wellcare) BCBS, SANDHILLS MEDICAID, FRIDAY HEALTH <p>AGE GROUP:</p> <ul style="list-style-type: none"> • TESTING FOR 3 AND UP • THERAPY 2 AND UP
<p>YOUTURN COUNSELING</p> <p>826 Timber Dr, Garner, NC 27529</p> <p>Phone Number: 919-585-2282</p> <p>Hours: Monday-Thursday 9:00am-5:00pm</p> <p>Appointment Hours Monday- Friday 9:00am-8:00pm Saturday 9:00am-2:00pm Sunday 9:00am-4:00pm</p> <p>ONE SPANISH SPEAKING CLINICIAN</p>	<p>SERVICES:</p> <ul style="list-style-type: none"> • Treatment includes: Depression/ Mood,Anxiety,ADHD,Behavioral Issues,Grief/ Loss,OCD,Parenting Issues,Relationship Issues,Addiction,Gender Issues,Stage of life Issues,Self Harm Behaviors,Divorce Issues • Individual Counseling, Play Therapy, Substance Abuse Treatment, Parental Counseling <p>INSURANCE:</p> <ul style="list-style-type: none"> • BCBS, AETNA, MEDCOST, CIGNA, OPTUM UNITED BEHAVIORAL HEALTH, SELF PAY • DOES NOT ACCEPT MEDICAID OR MEDICARE <p>AGES:</p> <ul style="list-style-type: none"> • 5 AND UP

OTHER RESOURCES

RHA (SERVICES FOR DEAF AND HARD OF HEARING)

2527 E Lyon Station Rd. Creedmoor NC,
27522 1-800-848-0180 – RHA Call Center

919-518-9293 – Direct Access for all people, including Video Phone for Deaf & Hard of Hearing

- RHA Behavioral Health's DHH Program services include comprehensive clinical assessment, case coordination and consultation, mental health and substance abuse counseling and therapy, peer support and outreach, as well as education and referral services
- online video NA meeting for the deaf has been launched
- Residential Services in NC
- Day and Employment Support
- Alternative Family Living
- Community Alternative Program for Disabled Children and Adults
- Anson Children Center- Daycare Program

JCI/UNITY HOUSE

112 Richardson Street Selma, NC 27576

Phone: 919.965.6892

- Psychosocial Rehabilitation (PSR)
- Individual Placement and Supported Employment (IPS)
- Peer Support Services (PSS)
- Community-Based Support Services

EASTER SEALS -UCP

5171 Glenwood Avenue Suite 211 Raleigh, NC 27612-3266

Phone: (919)783-
8898 Fax:919-782-
5486

150 Pine State St. Lillington, NC 27546

Phone: 910-814-2425

- Provides services so that children, adults and families living with disabilities, behavioral health challenges and autism can live, learn, work and play in their communities.
- Home and community-based support
- Services Provided: Assertive Community Treatment, Foster Care, Individual and Community Services(ICS), Residential Services (Group Homes, Individual Apartments), Transition to Employment (TTE), Autism and ABA Services, CARES,

Children Outpatient Services/Medication Management, EMPOWER afterschool program, Intensive In-Home Services, Mobile Crisis, NC Start, Mutli-Systemic Therapy (12-17 yrs old), School Based Services, Wraparound Program. Individual Placement and Support,

HARBOR HOUSE(DOMESTIC VIOLENCE AND SEXUAL ASSAULT AGENCY)

Phone Number: (919) 938-3566 Crisis Line: (919) 631-5478 Fax:919-938-4515

- Sexual Assault and Rape Crisis Program
- Domestic Violence/Crisis Intervention
- 24 Hour Emergency Shelter
- Court Advocacy
- Families In Transition Program (FIT)

DURHAM VA HEALTH CARE SYSTEM**508 Fulton St, Durham, NC 27705 PHONE NUMBER 919-286-0411**

- Primary Care Teams, Mental Health Clinic (Psychiatry, Outpatient Therapy, Case Management, Peer Support, Psychological Assessments)
- Treatment for PTSD, Depression, Grief, Anger, Addiction, Bipolar, schizophrenia, OCD, Marriage/Relationship Problems, Aggressive or Self harming Behaviors
- Virtual or In-person
- MAY qualify without enrolling in VA Healthcare
- Covers Johnston, Wake and Pitt Counties
- Individual and Group Therapy
- Suicide Prevention Care Coordinators/Case Managers, Gun Safety Locks
- Veterans Crisis Line - 800-273-8255 option 1
 - Free, Private help anytime 24/7

SPECIFIC TREATMENT

EATING DISORDERS

CAROLINA HOUSE

Phone Number: 844-243-5695

Fax:877-275-7813

Carolina House Homestead

176 Lassiter Homestead Rd Durham NC 27713

Carolina House Estate

7200 NC-751 Durham NC 27713

Carolina House Raleigh 1340 Sunday Dr. Suite 105 Raleigh NC 27607

- Treatment for Anorexia, Bulimia, Binge-Eating Disorder, Body Dysmorphic Disorder, Orthorexia, Co-Occurring Disorders
- Residential treatment: Individuals receive 24/7 support to help them achieve stabilization before entering a lower level of care.
- Partial hospitalization program (PHP): Individuals can receive the highest level of outpatient care in our PHP, with several hours of therapy each day, multiple days a week.
- Intensive outpatient program (IOP): Individuals who participate in our IOP receive fewer hours of therapy each week than in our PHP while preparing to transition out of treatment.
- 17 Years and older
- Insurance: Aetna, Blue Cross Blue Shield, Cigna, ComPsych, Health Management

Network, Humana, Managed Health Network, MHN Net, Multiplan, Optima, United Behavioral Health, ValueOptions

VERITAS COLLABORATIVE

CHILD ADOLESCENT

4024 Stirrup Creek Drive, Durham, NC 27703

Phone Number: 919-908-9730

Fax: 844-385-4628

ADULT

615 Douglas St Suite 500 Durham NC 27705

919-767-0202

- Inpatient Treatment, Residential Treatment, Day Treatment, Outpatient Treatment
- Treatment for Anorexia, Bulimia, Binge-Eating Disorder, Avoidant/Restrictive Food Intake Disorder, Co-Occurring Disorder, Other Specified Feeding/Eating Disorder
- Comprehensive, multidisciplinary treatment teams

- Therapy informed by a unique blend of approaches that include Dialectical Behavior Therapy, Cognitive Behavior Therapy, and Family-Based Treatment
- Age-appropriate developmental, academic, and professional support
- Eating disorder-specific psychiatric, medical, and nutritional rehabilitation
- Robust family and multifamily programming
- Culinary & nutritional programming led by passionate gourmet chefs and registered dietitians
- Expressive art and movement therapy
- Off-site restaurant and therapeutic outings

FAITH BASED**LORA S WILLIAMS - LCSW****PO BOX 1775 CLAYTON NC 27520 PHONE NUMBER 919-343-0609**

- Specializes in Mood Disorders, Life Transitions, Spirituality
- Christian Counseling, Cognitive Behavioral (CBT), Family/Marital, Family Systems, Interpersonal
- Cost per Session \$100-\$135
- Pay By: American Express, Cash, Check, Discover, Health Savings Account, Mastercard, Visa
- Accepted Insurance Plans: Aetna, Anthem, BlueCross and BlueShield, Empire BlueCross BlueShield, MedCost, Medicare, MultiPlan, PHCS Network, TRICARE, Out of Network
- 6-65 years old

TRAUMA**LAWRENCE ELLSWORTH - LCSW****ONE EIGHTY COUNSELING 130 COMMERCE DR SUITE 111 GARNER NC 27529 PHONE NUMBER 919-772-1990**

- Specializes in Trauma/PTSD, Sexual Abuse, Sexual Addiction
- Cost per session \$110
- Pay by Cash, Check, Mastercard, Visa
- Accepted Insurance Plans: BCBS, Medicaid, Out of Network

RENEE ADAMS - MS, LCMHCS, LCAS, CCS**LIVING BEYOND IT COUNSELING & CONSULTATION SERVICES 201 S BRIGHTLEAF BLVD SUITE 6 SMITHFIELD NC 27577****PHONE NUMBER: 919-623-8343**

- Specializes in Trauma/PTSD, Coping Skills, Addiction
- Cost Per Session \$100-\$175
- Payby: ACH Bank transfer, American Express, Cash, Check, Discover, Health Savings Account, Mastercard, Paypal, Visa, Wire
- Accepted Insurance Plans: Aetna, Blue Cross Blue Shield, CHAMPVA, Cigna and Evernorth, Health Choice, Humana, Optum, Stated Paid Services for the Uninsured Low Income, Alliance, UMR, UnitedHealthcare UHC | UBH, Out of Network

- Preeteen, Teen, Adults, Elders 65+

GRIEF AND LOSS

PAM KURAS - MSW, LCSW, GC-C

JOHNSTON INTEGRATIVE COUNSELING PLLC

58 OLD ROBERTS RD BENSON NC 27504 PHONE NUMBER 919-912-5736

- Specializes in Grief, Loss
- Attachment-Based Therapy, Cognitive Behavioral, Integrative, Mindfulness-Bases, Solution Focused Based, Trauma Focused
- Cost Per Session \$120-\$150 Sliding Scale
- Pay By: Cash, Check, Health Savings Account, Mastercard, Visa
- Accepted Insurance Plans: out of network
- Adults and Elders 65+

MARRIAGE AND FAMILY THERAPY**CHRISTOPHER KETCHMAN - PSYCHOLOGIST,PSYD****Haymount Institute for Psychological Services****806 Hay Street Fayetteville, NC 28305 PHONE NUMBER 910-719-3087**

- Specializes in Life Coaching, Testing/Evaluation, Medication Management
- Cost per session \$80-\$250
- Pay by :Cash, Check, Discover, Health Savings Account, Mastercard, Visa
- Accepted Insurance Plans:Aetna,American Behavioral,Anthem,BHS | Behavioral Health Systems,Beacon Health Options,Blue Cross Blue Shield,BlueCross and BlueShield,Carolina Behavioral Health Alliance,

Ceridian,Cigna and Evernorth,ComPsych,Coventry,First Health,Health Choice,Health

Net,Humana,LifeWorks | Morneau Shepell,MHN | Health

Net,Magellan,MedCost,Medicaid,Medicare,Military OneSource,MultiPlan,Optum,TRICARE,The Alliance,UMR,UnitedHealthcare UHC | UBH Out of Network

CHILDREN UNDER 5**LAKIA WASHINGTON - Licensed Professional Counselor, MA, LCMHC CLAYTON NC 27527****PHONE NUMBER 919-364-6766**

- Specializes in Behavioral issues, Depression, Bipolar Disorder
- Cost per Session \$65 an hour
- Private Pay no Insurance
- Toddler, Children, Preteen, Teen, Adults, Elders 65+
- Types of therapy: Christian Counseling,Coaching,Cognitive Behavioral (CBT),Emotionally Focused,Family / Marital,Humanistic,Intervention,Mindfulness-Based (MBCT),Motivational

Interviewing,Multicultural,Person-Centered,Play Therapy,Positive Psychology,Reality Therapy,Solution Focused Brief (SFBT),Strength-Based,Trauma Focused

SPANISH SPEAKING**MARITA MALM MORGAN - Licensed Professional Counselor, LCMHC****1350 Sunday Drive Suite 101 Raleigh, NC 27607-PHONE NUMBER 833-701-3111 (ask for Raleigh location)**

- Bilingual Psychotherapist (ENGLISH/SPANISH)
- Specializes in Trauma/PTSD, Depression, Anxiety
- Types of Therapy: Cognitive Behavioral (CBT), Dialectical (DBT), EMDR, Motivational Interviewing, Psychotherapy Talk, Trauma Focused
- Telehealth and in-person visits
- Adult and Elders 65+
- Accepted Insurance: Some BCBS (varies by plan), UHC, Medcost, Cigna, Medicare

**YANET CERDA - Licensed Clinical Mental Health Counselor, MS, LPC, LCAS-A Lifestyle Consultant
Services**

8376 Six Forks Road Suite 101 Raleigh, NC 27615

PHONE NUMBER 919-800-0881 OR 919-341-1234 OR 919-900-7576

- Specializes in Addiction, Sexual Abuse, Child
- Cost per Session \$80-\$150
- Accepts Medicaid (all 5 plans)
- Children(6-10), Preteen, Teen, Adults, Elders 65+
- Fernandez Community Center :7 and up

JULIO STEVENS VILLACIS - Licensed Clinical Mental Health Counselor, LCMHC, NCC Thriveworks Counseling

3000 Highwoods Boulevard Suite 1000 Raleigh, NC 27604- PHONE NUMBER 984-201-7864

- Bilingual(ENGLISH/SPANISH) Licensed Mental Health Counselor
- Specializes in Depression, Anxiety, Trauma/PTSD
- Types of Therapy: Cognitive Behavioral (CBT), Play Therapy, Solution Focused Brief (SFBT)
- Cost per Session \$99
- Accepted Insurance Plan: Beacon, BCBS, Multiplan, UHC
- Childrens (6-10), Preteen, Teen, Adults, Elders 65+

EL FUTURO

2020 Chapel Hill Rd. Suite 23 Durham, NC 27707

PHONE NUMBER 919-688-7101

Fax:919-688-7102

- **All Clinical Staff Members are bilingual in Spanish and English**
- Walk in Clinic Tuesday, Wednesday, Thursday 9am-12pm
- Services include: Comprehensive Mental Health Evaluations, Individual Therapy, Group Therapy, Family Therapy, Psychiatric Treatment, DWI Assessment and Treatment, Substance Abuse Evaluation and Treatment
- Types of Therapy: Cognitive Behavioral Therapy (CBT), Trauma-Focused Cognitive Behavioral, Cognitive Processing, Motivational Interviewing, Eye Movement Desensitization and Reprocessing (EMDR),

Structured Psychotherapy for Adolescents Responding to Chronic Stress, Trauma-Sensitive Yoga, Parenting Skills, DWI Services

- Accepts Medicaid, Health Choice or Medicare, ALSO individuals without insurance
- 6 years and older

OTHER

**HALT (DOMESTIC VIOLENCE OFFENDER TREATMENT)
919-989-7278**

**JOHNSTON MEDICAL ASSOCIATES - NEUROLOGY (JAMES MCDONALD MD) 507 N
BRIGHTLEAF BLVD. SUITE 100 SMITHFIELD NC 27577 - 919-934-3022**

TASC (SUBSTANCE ABUSE PROGRAM FOR INDIVIDUALS INVOLVED IN THE CRIMINAL JUSTICE SYSTEM)

919-938-0634

**THE ENHANCEMENT CENTER (PSYCHOSOCIAL REHABILITATION) 437 Moore
Street Clayton, NC 27528 - 919-359-8168 OR 919-250-3628**